



Prices effective February 5, 2018

# Storage

## 10-Day or Less

<b>Introduction</b>	<b>page 2</b>
<b>Tu® Storage 10-Day or Less</b>	<b>3</b>
Metal Storage	5
<b>Meridian® Storage 10-Day or Less</b>	<b>27</b>
Lateral Files	29
Pedestals	34
Vertical Storage Towers	40
Storage Cases	47
Bookcases	48
<b>Indices</b>	<b>49</b>
By Name	49
By Number	51
<b>Appendices</b>	
10-Day or Less Order Information	
10-Day Keyed-Alike Information	
<b>For the latest materials information, refer to the Materials pages on <a href="http://HermanMiller.com">HermanMiller.com</a>.</b>	

# Introduction

## **A Note on the Organization of This Book**

There are a few signals that will help you understand the organization of this book. Once you know them, you should be able to find your way around easily.

### **Like a newspaper, this book is formatted with columns of text and illustrations that run vertically.**

Information wraps from one column to the next and continues for as many pages as it needs to.

### **Black bars are clues.**

A black bar at the top of a page signals the start of information about a product.

Specification Information, which always begins at the top of a column, includes a series of steps. Each step represents a decision you need to make in order to complete your product number. Steps must be followed sequentially. The number of pages needed to complete information on a product varies; some will be complete in one page; others may fill three or four pages. Just continue going through the steps until you run into the next product, signaled by the black bar at the top of the page.

Black tabs running along the outside edge of the page help you locate what section you are in or what section you want to go to. You can thumb forwards or backwards to find a section; tabs and text appear on both sides of the page.

The additional pages in the back of the book include the appendices and indices. They are signaled by a long black bar running along the outside edge of the page.

### **The index is presented two ways.**

The first index is in alphabetical order by product name. It can be helpful if you are new to the products and numbering scheme or if you are looking for a type of product, such as work chair or round table.

The second index is by product number. It lists, in alphanumeric order, the base product number, typically a five-digit number.

## **General Information**

This book is effective February 5, 2018, subject to change without notice. Products may be purchased from authorized Herman Miller dealers who will quote prices upon request. For more information about our products and services or to see a list of dealers, visit [www.HermanMiller.com](http://www.HermanMiller.com).

All prices are list prices. Additional services, such as planning services, design, storage, and installation, are not included and must be added to these prices when the additional services are requested.

Illustrations, specifications, and prices are based on the latest information at the time of publication. The right is reserved to make changes at any time without notice in prices, fabrics, finishes, materials, specifications, and models, and also to discontinue models and finishes.

For additional product information such as dimensional drawings and product descriptions, refer to the standard price books.

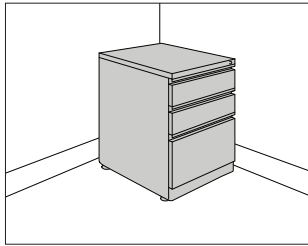
Service problems are normally handled by a Herman Miller authorized dealer. Where this cannot be accomplished on a local level, service problems should be referred to the Customer Care Representative for your region, Herman Miller, Inc., Zeeland, Michigan 49464.

**Metal Storage**



# W-Pull Freestanding Pedestal

LW100.



## Specification Information

### Step 1.

**LW100.**

### Step 2. Depth

<b>20</b>	20" deep
<b>24</b>	24" deep
<b>28</b>	28" deep

### Step 3. Configuration

<b>BBF</b>	box/box/file
<b>FF</b>	file/file

### Prices for Steps 1-3.

	<b>BBF</b>	<b>FF</b>
<b>LW100. 20</b>	\$562	515
<b>24</b>	\$575	530
<b>28</b>	\$646	596

### Step 4. Slides

#### For box/box/file (BBF)

<b>SR</b>	3/4-extension roller slides on box drawer, full-extension ball bearing on file drawer	+\$0
-----------	---	------

#### For file/file (FF)

<b>SB</b>	full-extension ball-bearing	+\$0
-----------	-----------------------------	------

### Step 5. Paint/Steel Type

<b>SS</b>	smooth paint on smooth steel	+\$0
<b>XS</b>	textured paint on smooth steel	+\$0

### Step 6. Surface Finish

#### For smooth paint on smooth steel (SS)

<b>8Q</b>	folkstone grey	+\$0
<b>98</b>	studio white	+\$0
<b>BU</b>	black umber	+\$0
<b>CN</b>	metallic champagne	+\$0
<b>EH</b>	metallic bronze	+\$0
<b>HF</b>	inner tone light	+\$0
<b>LT</b>	light tone	+\$0
<b>LU</b>	soft white	+\$0
<b>MS</b>	metallic silver	+\$0
<b>MT</b>	medium tone	+\$0
<b>WL</b>	sandstone	+\$0

### Sand Texture Paint

#### For textured paint on smooth steel (XS)

<b>98</b>	studio white	+\$0
-----------	--------------	------

### Bright Sand Texture Paint

#### For textured paint on smooth steel (XS)

<b>91</b>	white	+\$0
<b>CL</b>	cool grey neutral	+\$0
<b>WN</b>	warm grey neutral	+\$0

### Step 7. Lock

<b>KA</b>	keyed alike	-\$10
<b>KC</b>	keyed differently, chrome	+\$0
<b>KD</b>	keyed differently, black	+\$0

### Step 8. Base Height

<b>1F</b>	standard height	+\$0
<b>2F</b>	raised height	+\$0

### Step 9. Drawer Interior

#### For box/box/file (BBF)

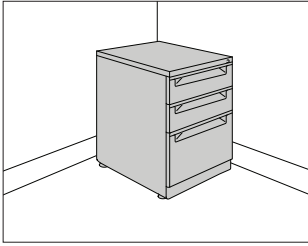
<b>NN</b>	none	+\$0
<b>3M</b>	drawer divider in one box drawer, pencil tray in one box drawer, 2 file converters in file drawer	+\$25

#### For file/file (FF)

<b>NN</b>	none	+\$0
<b>1M</b>	2 file converters in each file drawer	+\$25

# V-Pull Freestanding Pedestal

LV100.



Tur® Metal Storage

## Specification Information

Step 1.

**LV100.**

Step 2. Depth

<b>20</b>	20" deep
<b>24</b>	24" deep
<b>28</b>	28" deep

Step 3. Configuration

<b>BBF</b>	box/box/file
<b>FF</b>	file/file

Prices for Steps 1-3.

	<b>BBF</b>	<b>FF</b>
<b>LV100. 20</b>	\$577	532
<b>24</b>	\$595	545
<b>28</b>	\$666	611

Step 4. Slides

*For 20" deep (20) with box/box/file (BBF)*

<b>SR</b>	$\frac{3}{4}$ -extension roller slides on box drawer, full-extension ball bearing on file drawer	+\$0
<b>SB</b>	full-extension ball-bearing	+\$50

*For 24" deep (24) or 28" deep (28) with box/box/file (BBF)*

<b>SR</b>	$\frac{3}{4}$ -extension roller slides on box drawer, full-extension ball bearing on file drawer	+\$0
-----------	--	------

*For file/file (FF)*

<b>SB</b>	full-extension ball-bearing	+\$0
-----------	-----------------------------	------

Step 5. Paint/Steel Type

<b>SS</b>	smooth paint on smooth steel	+\$0
<b>XS</b>	textured paint on smooth steel	+\$0

Step 6. Surface Finish

*For smooth paint on smooth steel (SS)*

<b>8Q</b>	folkstone grey	+\$0
<b>98</b>	studio white	+\$0
<b>BU</b>	black umber	+\$0
<b>CN</b>	metallic champagne	+\$0
<b>EH</b>	metallic bronze	+\$0
<b>HF</b>	inner tone light	+\$0
<b>LT</b>	light tone	+\$0
<b>LU</b>	soft white	+\$0
<b>MS</b>	metallic silver	+\$0
<b>MT</b>	medium tone	+\$0
<b>WL</b>	sandstone	+\$0

Bright Sand Texture Paint

*For textured paint on smooth steel (XS)*

<b>91</b>	white	+\$0
<b>CL</b>	cool grey neutral	+\$0
<b>WN</b>	warm grey neutral	+\$0

Step 7. Lock

<b>KA</b>	keyed alike	-\$10
<b>KC</b>	keyed differently, chrome	+\$0
<b>KD</b>	keyed differently, black	+\$0

Step 8. Base Height

<b>1F</b>	standard height	+\$0
<b>2F</b>	raised height	+\$0

Step 9. Drawer Interior

*For box/box/file (BBF)*

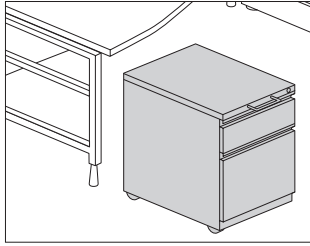
<b>NN</b>	none	+\$0
<b>3M</b>	drawer divider in one box drawer, pencil tray in one box drawer, 2 file converters in file drawer	+\$25

*For file/file (FF)*

<b>NN</b>	none	+\$0
<b>1M</b>	2 file converters in each file drawer	+\$25

# W-Pull Mobile Pedestal

LW110.



## Specification Information

### Step 1.

**LW110.**

### Step 2. Depth

<b>20</b>	20" deep
<b>24</b>	24" deep

### Step 3. Configuration

#### For 20" deep (20)

<b>BBF</b>	box/box/file
<b>BF</b>	box/file
<b>FF</b>	file/file

#### For 24" deep (24)

<b>BBF</b>	box/box/file
<b>FF</b>	file/file

### Prices for Steps 1-3.

	<b>BBF</b>	<b>BF</b>	<b>FF</b>
<b>LW110. 20</b>	\$612	515	556
<b>24</b>	\$617	—	564

### Step 4. Slides

#### For box/box/file (BBF)

<b>SR</b>	3/4-extension roller slides on box drawer, full-extension ball bearing on file drawer	+\$0
<b>SB</b>	full-extension ball-bearing	+\$50

#### For box/file (BF)

<b>SR</b>	3/4-extension roller slides on box drawer, full-extension ball bearing on file drawer	+\$0
-----------	---	------

#### For file/file (FF)

<b>SB</b>	full-extension ball-bearing	+\$0
-----------	-----------------------------	------

### Step 5. Paint/Steel Type

<b>SS</b>	smooth paint on smooth steel	+\$0
<b>XS</b>	textured paint on smooth steel	+\$0

### Step 6. Surface Finish

#### For smooth paint on smooth steel (SS)

<b>8Q</b>	folkstone grey	+\$0
<b>98</b>	studio white	+\$0
<b>BU</b>	black umber	+\$0
<b>CN</b>	metallic champagne	+\$0
<b>EH</b>	metallic bronze	+\$0
<b>HF</b>	inner tone light	+\$0
<b>LT</b>	light tone	+\$0
<b>LU</b>	soft white	+\$0
<b>MS</b>	metallic silver	+\$0
<b>MT</b>	medium tone	+\$0
<b>WL</b>	sandstone	+\$0

#### Sand Texture Paint

#### For textured paint on smooth steel (XS)

<b>98</b>	studio white	+\$0
-----------	--------------	------

#### Bright Sand Texture Paint

#### For textured paint on smooth steel (XS)

<b>91</b>	white	+\$0
<b>CL</b>	cool grey neutral	+\$0
<b>WN</b>	warm grey neutral	+\$0

### Step 7. Lock

<b>KA</b>	keyed alike	-\$10
<b>KC</b>	keyed differently, chrome	+\$0
<b>KD</b>	keyed differently, black	+\$0

### Step 8. Drawer Interior

#### For box/box/file (BBF)

<b>NN</b>	none	+\$0
<b>3M</b>	drawer divider in one box drawer, pencil tray in one box drawer, 2 file converters in file drawer	+\$25

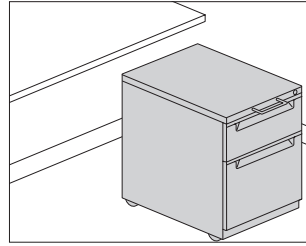
#### For box/file (BF)

<b>NN</b>	none	+\$0
<b>5M</b>	pencil tray in box drawer, 2 file converters in file drawer	+\$20

#### For file/file (FF)

<b>NN</b>	none	+\$0
<b>1M</b>	2 file converters in each file drawer	+\$25

Step 9. Handle		
<b>HN</b>	no hand grip	+\$0
<b>H1</b>	hand grip only	+\$48



**Specification Information**

Step 1.  
**LV110.**

Step 2. Depth	
<b>20</b>	20" deep
<b>24</b>	24" deep

Step 3. Configuration

*For 20" deep (20)*

<b>BBF</b>	box/box/file
<b>BF</b>	box/file
<b>FF</b>	file/file

*For 24" deep (24)*

<b>BBF</b>	box/box/file
<b>FF</b>	file/file

Prices for Steps 1-3.

	<b>BBF</b>	<b>BF</b>	<b>FF</b>
<b>LV110. 20</b>	\$631	532	572
<b>24</b>	\$636	—	579

Step 4. Slides

*For box/box/file (BBF) or box/file (BF)*

<b>SR</b>	3/4-extension roller slides on box drawer, full-extension ball bearing on file drawer	+\$0
-----------	---	------

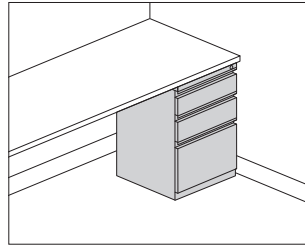
*For file/file (FF)*

<b>SB</b>	full-extension ball-bearing	+\$0
-----------	-----------------------------	------

Step 5. Paint/Steel Type

<b>SS</b>	smooth paint on smooth steel	+\$0
<b>XS</b>	textured paint on smooth steel	+\$0





**Step 6. Surface Finish**

*For smooth paint on smooth steel (SS)*

<b>8Q</b>	folkstone grey	+\$0
<b>98</b>	studio white	+\$0
<b>BU</b>	black umber	+\$0
<b>CN</b>	metallic champagne	+\$0
<b>EH</b>	metallic bronze	+\$0
<b>HF</b>	inner tone light	+\$0
<b>LT</b>	light tone	+\$0
<b>LU</b>	soft white	+\$0
<b>MS</b>	metallic silver	+\$0
<b>MT</b>	medium tone	+\$0
<b>WL</b>	sandstone	+\$0

Bright Sand Texture Paint

*For textured paint on smooth steel (XS)*

<b>91</b>	white	+\$0
<b>CL</b>	cool grey neutral	+\$0
<b>WN</b>	warm grey neutral	+\$0

**Step 7. Lock**

<b>KA</b>	keyed alike	-\$10
<b>KC</b>	keyed differently, chrome	+\$0
<b>KD</b>	keyed differently, black	+\$0

**Step 8. Drawer Interior**

*For box/box/file (BBF)*

<b>NN</b>	none	+\$0
<b>3M</b>	drawer divider in one box drawer, pencil tray in one box drawer, 2 file converters in file drawer	+\$25

*For box/file (BF)*

<b>NN</b>	none	+\$0
<b>5M</b>	pencil tray in box drawer, 2 file converters in file drawer	+\$20

*For file/file (FF)*

<b>NN</b>	none	+\$0
<b>1M</b>	2 file converters in each file drawer	+\$25

**Step 9. Handle**

<b>HN</b>	no hand grip	+\$0
<b>H1</b>	hand grip only	+\$48

**Specification Information**

Step 1.

**LW140.**

Step 2. Depth

<b>24</b>	24" deep
<b>28</b>	28" deep

Step 3. Configuration

<b>BBF</b>	box/box/file
<b>FF</b>	file/file

Prices for Steps 1-3.

	<b>BBF</b>	<b>FF</b>
<b>LW140. 24</b>	\$537	490
<b>28</b>	\$627	576

Step 4. Slides

	<b>24BBF</b>	<b>24FF</b>	<b>28BBF</b>	<b>28FF</b>
<b>SB</b> full-extension ball-bearing	+\$50	50	0	0

Step 5. Paint/Steel Type

<b>SS</b>	smooth paint on smooth steel	+\$0
<b>XS</b>	textured paint on smooth steel	+\$0

Step 6. Surface Finish

*For smooth paint on smooth steel (SS)*

<b>8Q</b>	folkstone grey	+\$0
<b>98</b>	studio white	+\$0
<b>BU</b>	black umber	+\$0
<b>CN</b>	metallic champagne	+\$0
<b>EH</b>	metallic bronze	+\$0
<b>HF</b>	inner tone light	+\$0
<b>LT</b>	light tone	+\$0
<b>LU</b>	soft white	+\$0
<b>MS</b>	metallic silver	+\$0
<b>MT</b>	medium tone	+\$0
<b>WL</b>	sandstone	+\$0

Sand Texture Paint

*For textured paint on smooth steel (XS)*

<b>98</b>	studio white	+\$0
-----------	--------------	------

# W-Pull Surface-Attached Pedestal

continued

Tur® Metal Storage

## Bright Sand Texture Paint

*For textured paint on smooth steel (XS)*

<b>91</b>	white	+\$0
<b>CL</b>	cool grey neutral	+\$0
<b>WN</b>	warm grey neutral	+\$0

## Step 7. Lock

<b>KA</b>	keyed alike	-\$10
<b>KD</b>	keyed differently, black	+\$0
<b>KC</b>	keyed differently, chrome	+\$0

## Step 8. Base Height

<b>2F</b>	27 <sup>1</sup> / <sub>4</sub> " high (raised height)	+\$0
-----------	---	------

## Step 9. Drawer Interior

*For box/box/file (BBF)*

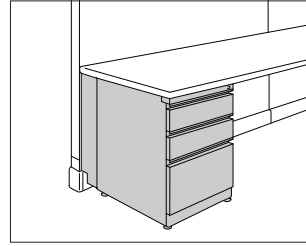
<b>NN</b>	none	+\$0
<b>3M</b>	drawer divider in one box drawer, pencil tray in one box drawer, 2 file converters in file drawer	+\$25

*For file/file (FF)*

<b>NN</b>	none	+\$0
<b>1M</b>	2 file converters in each file drawer	+\$25

# W-Pull Support Pedestal

LW150.



## Specification Information

### Step 1.

**LW150.**

### Step 2. Depth

<b>20</b>	20" deep
<b>24</b>	24" deep
<b>28</b>	28" deep

### Step 3. Configuration

<b>BBF</b>	box/box/file
<b>FF</b>	file/file

### Prices for Steps 1-3.

	<b>BBF</b>	<b>FF</b>
<b>LW150. 20</b>	\$599	556
<b>24</b>	\$627	597
<b>28</b>	\$661	633

### Step 4. Slides

*For box/box/file (BBF)*

<b>SR</b>	<sup>3</sup> / <sub>4</sub> -extension roller slides on box drawer, full-extension ball bearing on file drawer	+\$0
-----------	--	------

*For file/file (FF)*

<b>SB</b>	full-extension ball-bearing	+\$0
-----------	-----------------------------	------

### Step 5. Paint/Steel Type

<b>SS</b>	smooth paint on smooth steel	+\$0
<b>XS</b>	textured paint on smooth steel	+\$0

### Step 6. Surface Finish

*For smooth paint on smooth steel (SS)*

<b>8Q</b>	folkstone grey	+\$0
<b>98</b>	studio white	+\$0
<b>BU</b>	black umber	+\$0
<b>CN</b>	metallic champagne	+\$0
<b>EH</b>	metallic bronze	+\$0
<b>HF</b>	inner tone light	+\$0
<b>LT</b>	light tone	+\$0
<b>LU</b>	soft white	+\$0
<b>MS</b>	metallic silver	+\$0
<b>MT</b>	medium tone	+\$0
<b>WL</b>	sandstone	+\$0

## W-Pull Support Pedestal *continued*

Sand Texture Paint		
<i>For textured paint on smooth steel (XS)</i>		
<b>98</b>	studio white	+\$0

Bright Sand Texture Paint		
<i>For textured paint on smooth steel (XS)</i>		
<b>91</b>	white	+\$0
<b>CL</b>	cool grey neutral	+\$0
<b>WN</b>	warm grey neutral	+\$0

### Step 7. Attachment Bracket

<i>For smooth paint on smooth steel (SS)</i>		
<b>1A</b>	for Action Office® Series 1 and 2 radiused-edge work surface	+\$0
<b>2A</b>	for Action Office® Series 1 and 2 squared-edge work surface	+\$0
<b>E1</b>	for Ethospace® System	+\$0
<b>F8</b>	for Canvas Office Landscape®	+\$0

<i>For textured paint on smooth steel (XS)</i>		
<b>1A</b>	for Action Office® Series 1 and 2 radiused-edge work surface	+\$0
<b>2A</b>	for Action Office® Series 1 and 2 squared-edge work surface	+\$0
<b>F8</b>	for Canvas Office Landscape®	+\$0

### Step 8. Lock

<b>KA</b>	keyed alike	-\$10
<b>KC</b>	keyed differently, chrome	+\$0
<b>KD</b>	keyed differently, black	+\$0

### Step 9. Drawer Interior

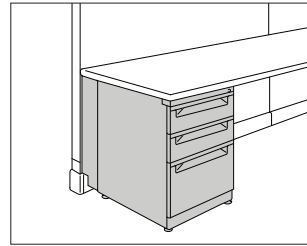
<i>For box/box/file (BBF)</i>		
<b>NN</b>	none	+\$0
<b>3M</b>	drawer divider in one box drawer, pencil tray in one box drawer, 2 file converters in file drawer	+\$25

### *For file/file (FF)*

<b>NN</b>	none	+\$0
<b>1M</b>	2 file converters in each file drawer	+\$25

## V-Pull Support Pedestal

LV150.



### Specification Information

Step 1.  
**LV150.**

Step 2. Depth	
<b>20</b>	20" deep
<b>24</b>	24" deep
<b>28</b>	28" deep

### Step 3. Configuration

<b>BBF</b>	box/box/file
<b>FF</b>	file/file

### Prices for Steps 1-3.

	<b>BBF</b>	<b>FF</b>
<b>LV150. 20</b>	\$594	551
<b>24</b>	\$622	592
<b>28</b>	\$656	626

### Step 4. Slides

#### *For box/box/file (BBF)*

<b>SR</b>	$\frac{3}{4}$ "-extension roller slides on box drawer, full-extension ball bearing on file drawer	+\$0
-----------	---	------

#### *For file/file (FF)*

<b>SB</b>	full-extension ball-bearing	+\$0
-----------	-----------------------------	------

### Step 5. Paint/Steel Type

<b>SS</b>	smooth paint on smooth steel	+\$0
<b>XS</b>	textured paint on smooth steel	+\$0

### Step 6. Surface Finish

#### *For smooth paint on smooth steel (SS)*

<b>8Q</b>	folkstone grey	+\$0
<b>98</b>	studio white	+\$0
<b>BU</b>	black umber	+\$0
<b>CN</b>	metallic champagne	+\$0
<b>EH</b>	metallic bronze	+\$0
<b>HF</b>	inner tone light	+\$0
<b>LT</b>	light tone	+\$0
<b>LU</b>	soft white	+\$0
<b>MS</b>	metallic silver	+\$0
<b>MT</b>	medium tone	+\$0
<b>WL</b>	sandstone	+\$0

Bright Sand Texture Paint

*For textured paint on smooth steel (XS)*

<b>91</b>	white	+\$0
<b>CL</b>	cool grey neutral	+\$0
<b>WN</b>	warm grey neutral	+\$0

Step 7. Attachment Bracket

*For smooth paint on smooth steel (SS)*

<b>1A</b>	for Action Office® Series 1 and 2 radiused-edge work surface	+\$0
<b>2A</b>	for Action Office® Series 1 and 2 squared-edge work surface	+\$0
<b>E1</b>	for Ethospace® System	+\$0
<b>F8</b>	for Canvas Office Landscape®	+\$0

*For textured paint on smooth steel (XS)*

<b>1A</b>	for Action Office® Series 1 and 2 radiused-edge work surface	+\$0
<b>2A</b>	for Action Office® Series 1 and 2 squared-edge work surface	+\$0
<b>F8</b>	for Canvas Office Landscape®	+\$0

Step 8. Lock

<b>KA</b>	keyed alike	-\$10
<b>KC</b>	keyed differently, chrome	+\$0
<b>KD</b>	keyed differently, black	+\$0

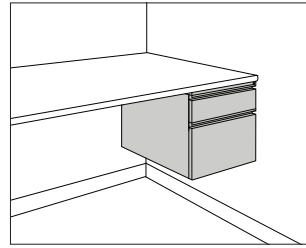
Step 9. Drawer Interior

*For box/box/file (BBF)*

<b>NN</b>	none	+\$0
<b>3M</b>	drawer divider in one box drawer, pencil tray in one box drawer, 2 file converters in file drawer	+\$25

*For file/file (FF)*

<b>NN</b>	none	+\$0
<b>1M</b>	2 file converters in each file drawer	+\$25



**Specification Information**

Step 1.

<b>LW130.20BF</b>	\$379
-------------------	-------

Step 2. Slides

<b>SR</b>	¾-extension roller slides on box drawer, full-extension ball bearing on file drawer	+\$0
-----------	---	------

Step 3. Paint/Steel Type

<b>SS</b>	smooth paint on smooth steel	+\$0
<b>XS</b>	textured paint on smooth steel	+\$0

Step 4. Surface Finish

*For smooth paint on smooth steel (SS)*

<b>8Q</b>	folkstone grey	+\$0
<b>98</b>	studio white	+\$0
<b>BU</b>	black umber	+\$0
<b>CN</b>	metallic champagne	+\$0
<b>EH</b>	metallic bronze	+\$0
<b>HF</b>	inner tone light	+\$0
<b>LT</b>	light tone	+\$0
<b>LU</b>	soft white	+\$0
<b>MS</b>	metallic silver	+\$0
<b>MT</b>	medium tone	+\$0
<b>WL</b>	sandstone	+\$0

Sand Texture Paint

*For textured paint on smooth steel (XS)*

<b>98</b>	studio white	+\$0
-----------	--------------	------

Bright Sand Texture Paint

*For textured paint on smooth steel (XS)*

<b>91</b>	white	+\$0
<b>CL</b>	cool grey neutral	+\$0
<b>WN</b>	warm grey neutral	+\$0

Step 5. Lock

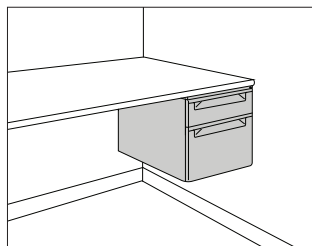
<b>KA</b>	keyed alike	-\$10
<b>KC</b>	keyed differently, chrome	+\$0
<b>KD</b>	keyed differently, black	+\$0

Step 6. Drawer Interior

<b>NN</b>	none	+\$0
<b>5M</b>	pencil tray in box drawer, 2 file converters in file drawer	+\$20

## V-Pull Suspended Pedestal

LV130.



### Specification Information

Step 1.

**LV130.20BF** \$408

Step 2. Slides

**SR** 3/4-extension roller slides on box drawer, full-extension ball bearing on file drawer +\$0

Step 3. Paint/Steel Type

**SS** smooth paint on smooth steel +\$0

**XS** textured paint on smooth steel +\$0

Step 4. Surface Finish

*For smooth paint on smooth steel (SS)*

**8Q** folkstone grey +\$0

**98** studio white +\$0

**BU** black umber +\$0

**CN** metallic champagne +\$0

**EH** metallic bronze +\$0

**HF** inner tone light +\$0

**LT** light tone +\$0

**LU** soft white +\$0

**MS** metallic silver +\$0

**MT** medium tone +\$0

**WL** sandstone +\$0

Bright Sand Texture Paint

*For textured paint on smooth steel (XS)*

**91** white +\$0

**CL** cool grey neutral +\$0

**WN** warm grey neutral +\$0

Step 5. Lock

**KA** keyed alike -\$10

**KC** keyed differently, chrome +\$0

**KD** keyed differently, black +\$0

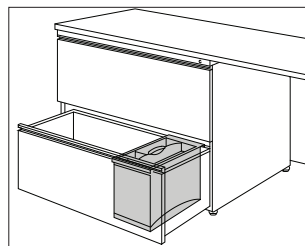
Step 6. Drawer Interior

**NN** none +\$0

**5M** pencil tray in box drawer, 2 file converters in file drawer +\$20

## File Drawer Organizer

LG901



### Specification Information

Step 1.

**LG901** \$79

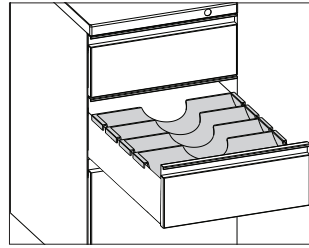
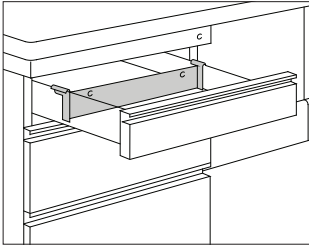
Ty<sup>®</sup> Metal Storage

Drawer Divider, Tu® Pedestal

LG903.

Stationery Divider, Tu® Pedestal

LG905



Tu® Metal Storage

**Specification Information**

Step 1.

**LG903.**

Step 2. Usage

**3** for pencil drawer

**6** for box drawer

Prices for Steps 1-2.

**LG903. 3** \$16

**6** \$17

**Specification Information**

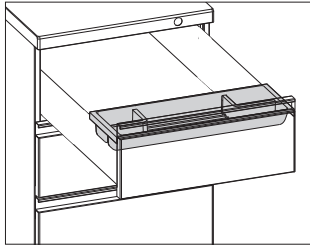
Step 1.

**LG905**

\$55

Utility Tray, Tu® Pedestal

LG906



**Specification Information**

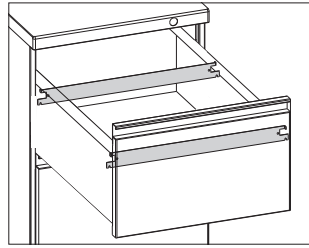
Step 1.

**LG906**

\$20

File Converter, Tu®

LG907



**Specification Information**

Step 1.

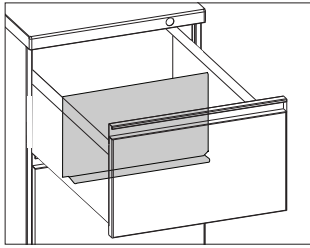
**LG907**

\$28

Tu® Metal Storage

File Compressor, Tu®

LG908



Tu® Metal Storage

Specification Information

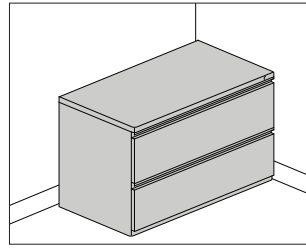
Step 1.

LG908

\$46

W-Pull Freestanding Lateral File

LW200.



Specification Information

Step 1.

LW200.

Step 2. Width

- 30 30" wide
- 36 36" wide
- 42 42" wide

Step 3. Configuration

- 1 2 drawers, raised height
- 2 2 drawers
- 3 3 drawers
- 4 4 drawers
- 5 1 flipper door with pullout shelf and 4 drawers

Prices for Steps 1-3.

	1	2	3	4	5
LW200. 30	\$884	884	1158	1428	2010
36	\$977	977	1278	1571	2164
42	\$1073	1073	1395	1713	2374

Step 4. Paint/Steel Type

- SS smooth paint on smooth steel +\$0
- XS textured paint on smooth steel +\$0

Step 5. Surface Finish

For smooth paint on smooth steel (SS)

- 8Q folkstone grey +\$0
- 98 studio white +\$0
- BU black umber +\$0
- CN metallic champagne +\$0
- EH metallic bronze +\$0
- HF inner tone light +\$0
- LT light tone +\$0
- LU soft white +\$0
- MS metallic silver +\$0
- MT medium tone +\$0
- WL sandstone +\$0

Sand Texture Paint

For textured paint on smooth steel (XS)

- 98 studio white +\$0



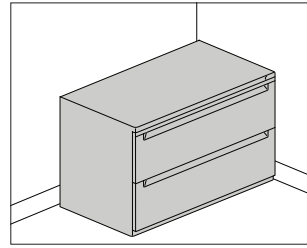
## W-Pull Freestanding Lateral File

continued

Bright Sand Texture Paint				
<i>For textured paint on smooth steel (XS)</i>				
<b>91</b>	white			+\$0
<b>CL</b>	cool grey neutral			+\$0
<b>WN</b>	warm grey neutral			+\$0
Step 6. Lock				
<b>KA</b>	keyed alike			-\$10
<b>KC</b>	keyed differently, chrome			+\$0
<b>KD</b>	keyed differently, black			+\$0
Step 7. Counterweight				
		<b>30</b>	<b>36</b>	<b>42</b>
<b>NO</b>	no counterweight (must gang or anchor)	+\$0	0	0
<b>CB</b>	counterweight (recommended)	+\$50	95	95
Step 8. Drawer Interior				
<i>For 2 drawers, raised height (1) or 2 drawers (2)</i>				
<b>2R</b>	side-to-side filing rail			+\$0
<b>1R</b>	front-to-back filing rail			+\$35
<i>For 3 drawers (3)</i>				
<b>2R</b>	side-to-side filing rail			+\$0
<b>1R</b>	front-to-back filing rail			+\$50
<i>For 4 drawers (4)</i>				
<b>2R</b>	side-to-side filing rail			+\$0
<b>1R</b>	front-to-back filing rail			+\$65
<i>For 1 flipper door with pullout shelf and 4 drawers (5)</i>				
<b>4R</b>	side-to-side filing rail and dividers in flipper			+\$0
<b>3R</b>	front-to-back filing rail and dividers in flipper			+\$80

## V-Pull Freestanding Lateral File

LV200.



### Specification Information

Step 1.						
<b>LV200.</b>						
Step 2. Width						
<b>30</b>	30" wide					
<b>36</b>	36" wide					
<b>42</b>	42" wide					
Step 3. Configuration						
<b>1</b>	2 drawers, raised height					
<b>2</b>	2 drawers					
<b>3</b>	3 drawers					
<b>4</b>	4 drawers					
<b>5</b>	1 flipper door with pullout shelf and 4 drawers					
Prices for Steps 1-3.						
		<b>1</b>	<b>2</b>	<b>3</b>	<b>4</b>	<b>5</b>
<b>LV200. 30</b>		\$890	890	1168	1475	2003
<b>36</b>		\$990	990	1290	1625	2157
<b>42</b>		\$1084	1084	1411	1772	2364
Step 4. Paint/Steel Type						
<b>SS</b>	smooth paint on smooth steel					+\$0
<b>XS</b>	textured paint on smooth steel					+\$0
Step 5. Surface Finish						
<i>For smooth paint on smooth steel (SS)</i>						
<b>8Q</b>	folkstone grey					+\$0
<b>98</b>	studio white					+\$0
<b>BU</b>	black umber					+\$0
<b>CN</b>	metallic champagne					+\$0
<b>EH</b>	metallic bronze					+\$0
<b>HF</b>	inner tone light					+\$0
<b>LT</b>	light tone					+\$0
<b>LU</b>	soft white					+\$0
<b>MS</b>	metallic silver					+\$0
<b>MT</b>	medium tone					+\$0
<b>WL</b>	sandstone					+\$0
Bright Sand Texture Paint						
<i>For textured paint on smooth steel (XS)</i>						
<b>91</b>	white					+\$0
<b>CL</b>	cool grey neutral					+\$0
<b>WN</b>	warm grey neutral					+\$0

Ty<sup>®</sup> Metal Storage

# V-Pull Freestanding Lateral File

continued

Tu® Metal Storage

Step 6. Lock			
<b>KA</b>	keyed alike		-\$10
<b>KC</b>	keyed differently, chrome		+\$0
<b>KD</b>	keyed differently, black		+\$0

Step 7. Counterweight				
		<b>30</b>	<b>36</b>	<b>42</b>
<b>NO</b>	no counterweight (must gang or anchor)	+\$0	0	0
<b>CB</b>	counterweight (recommended)	+\$50	95	95

### Step 8. Drawer Interior

*For 2 drawers, raised height (1) or 2 drawers (2)*

<b>2R</b>	side-to-side filing rail		+\$0
<b>1R</b>	front-to-back filing rail		+\$35

*For 3 drawers (3)*

<b>2R</b>	side-to-side filing rail		+\$0
<b>1R</b>	front-to-back filing rail		+\$50

*For 4 drawers (4)*

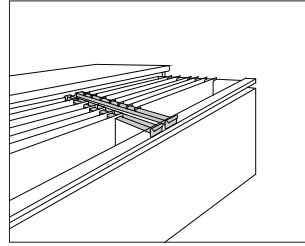
<b>2R</b>	side-to-side filing rail		+\$0
<b>1R</b>	front-to-back filing rail		+\$65

*For 1 flipper door with pullout shelf and 4 drawers (5)*

<b>4R</b>	side-to-side filing rail and dividers in flipper		+\$0
<b>3R</b>	front-to-back filing rail and dividers in flipper		+\$80

# Front-to-Back Filing Rail, Tu® Lateral File

LG904.



### Specification Information

Step 1.

**LG904.**

Step 2. Width

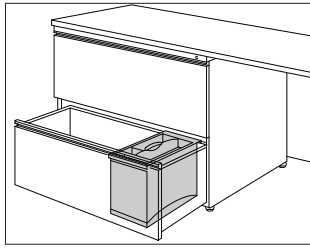
<b>30</b>	for 30"-wide drawers
<b>36</b>	for 36"-wide drawers
<b>42</b>	for 42"-wide drawers

Prices for Steps 1-2.

<b>LG904. 30</b>	\$38
<b>36</b>	\$38
<b>42</b>	\$38

File Drawer Organizer

LG901



**Specification Information**

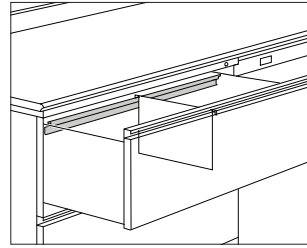
Step 1.

**LG901**

\$79

Side-to-Side Filing Rail, Tu®  
Lateral File

LG902.



**Specification Information**

Step 1.

**LG902.**

Step 2. Width

**30** for 30"-wide drawers

**36** for 36"-wide drawers

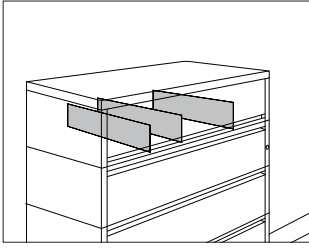
**42** for 42"-wide drawers

Prices for Steps 1-2.

<b>LG902. 30</b>	\$25
<b>36</b>	\$25
<b>42</b>	\$25

Movable Divider, Meridian®,  
Quadrant® or Tu®

9M100  
9M300



Tu® Metal Storage

**Specification Information**

Step 1.

**9M**

Step 2. Quantity

**100** 1 divider

**300** 3 dividers

Step 3. Depth

**18** for Meridian® 18"-deep Stackable™ lateral file modules or  
Quadrant® 20" deep flipper door with pullout shelf

**20** for Meridian® 20" deep Stackable™ lateral file modules

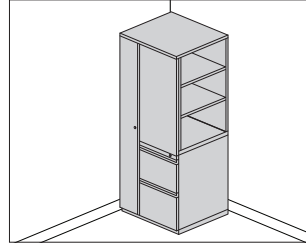
Prices for Steps 1-3.

<b>9M100</b>	<b>18</b>	\$15
	<b>20</b>	\$15

<b>9M300</b>	<b>18</b>	\$35
	<b>20</b>	\$35

W-Pull Storage Tower

LW300.  
LW310.



**Specification Information**

Step 1.

**LW3**

Step 2. Storage Configuration

**00.** storage case

**10.** side-facing bookcase

Step 3. Height

**46** 46" high

**68** 68" high

Step 4. Wardrobe Location

**L** wardrobe left

**R** wardrobe right

Step 5. Drawer Configuration

**R** file/file

**S** box/box/file

Prices for Steps 1-5.

	<b>R</b>	<b>S</b>
<b>LW300. 46 L</b>	\$2086	2121
<b>R</b>	\$2086	2121
<b>68 L</b>	\$2238	2274
<b>R</b>	\$2238	2274

	<b>R</b>	<b>S</b>
<b>LW310. 46 L</b>	\$2184	2219
<b>R</b>	\$2184	2219
<b>68 L</b>	\$2337	2373
<b>R</b>	\$2337	2373

Step 6. Slides

*For file/file (R)*

**SB** full-extension ball-bearing +\$0

*For box/box/file (S)*

**SR** 3/4"-extension roller slides on box drawer, full-extension ball bearing on file drawer +\$0

**SB** full-extension ball-bearing +\$50

Step 7. Paint/Steel Type

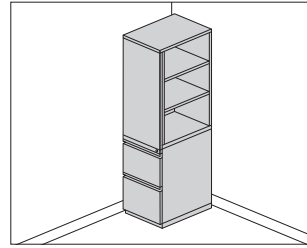
**SS** smooth paint on smooth steel +\$0

**XS** textured paint on smooth steel +\$0

W-Pull Storage Tower *continued*

W-Pull Storage Tower, No  
Wardrobe

LW320.  
LW330.



Step 8. Surface Finish

*For smooth paint on smooth steel (SS)*

<b>8Q</b>	folkstone grey	+\$0
<b>98</b>	studio white	+\$0
<b>BU</b>	black umber	+\$0
<b>CN</b>	metallic champagne	+\$0
<b>EH</b>	metallic bronze	+\$0
<b>LU</b>	soft white	+\$0
<b>MS</b>	metallic silver	+\$0
<b>MT</b>	medium tone	+\$0
<b>WL</b>	sandstone	+\$0

Sand Texture Paint

*For textured paint on smooth steel (XS)*

<b>98</b>	studio white	+\$0
-----------	--------------	------

Bright Sand Texture Paint

*For textured paint on smooth steel (XS)*

<b>91</b>	white	+\$0
<b>CL</b>	cool grey neutral	+\$0
<b>WN</b>	warm grey neutral	+\$0

Step 9. Lock

<b>KA</b>	keyed alike	-\$10
<b>KC</b>	keyed differently, chrome	+\$0
<b>KD</b>	keyed differently, black	+\$0

Step 10. Wardrobe Interior

<b>CH</b>	coat hook	+\$0
<b>CR</b>	coat rod	+\$15

Step 11. Drawer Interior

*For file/file (R)*

<b>NN</b>	none	+\$0
<b>1M</b>	2 file converters in each file drawer	+\$25

*For box/box/file (S)*

<b>NN</b>	none	+\$0
<b>3M</b>	drawer divider in one box drawer, pencil tray in one box drawer, 2 file converters in file drawer	+\$25

Specification Information

Step 1.  
**LW3**

Step 2. Storage Configuration

<b>20.</b>	storage case
<b>30.</b>	side-facing bookcase

Step 3. Height

<b>46</b>	46" high
<b>68</b>	68" high

Step 4. Door or Bookcase Direction

<b>L</b>	left-hinged door or left-facing bookcase
<b>R</b>	right-hinged door or right-facing bookcase

Step 5. Drawer Configuration

<b>R</b>	file/file
<b>S</b>	box/box/file

Prices for Steps 1-5.

	<b>R</b>	<b>S</b>
<b>LW320. 46 L</b>	\$1472	1498
<b>R</b>	\$1472	1498
<b>68 L</b>	\$1579	1607
<b>R</b>	\$1579	1607
<hr/>		
	<b>R</b>	<b>S</b>
<b>LW330. 46 L</b>	\$1515	1541
<b>R</b>	\$1515	1541
<b>68 L</b>	\$1625	1654
<b>R</b>	\$1625	1654

Step 6. Slides

*For file/file (R)*

<b>SB</b>	full-extension ball-bearing	+\$0
-----------	-----------------------------	------

*For box/box/file (S)*

<b>SR</b>	3/4-extension roller slides on box drawer, full-extension ball bearing on file drawer	+\$0
<b>SB</b>	full-extension ball-bearing	+\$50

Step 7. Paint/Steel Type

<b>SS</b>	smooth paint on smooth steel	+\$0
<b>XS</b>	textured paint on smooth steel	+\$0

Ty<sup>®</sup> Metal Storage

W-Pull Storage Tower, No  
Wardrobe *continued*

File Drawer Organizer

LG901

Tu® Metal Storage

Step 8. Surface Finish

*For smooth paint on smooth steel (SS)*

<b>8Q</b>	folkstone grey	+\$0
<b>98</b>	studio white	+\$0
<b>BU</b>	black umber	+\$0
<b>CN</b>	metallic champagne	+\$0
<b>EH</b>	metallic bronze	+\$0
<b>LU</b>	soft white	+\$0
<b>MS</b>	metallic silver	+\$0
<b>MT</b>	medium tone	+\$0
<b>WL</b>	sandstone	+\$0

Sand Texture Paint

*For textured paint on smooth steel (XS)*

<b>98</b>	studio white	+\$0
-----------	--------------	------

Bright Sand Texture Paint

*For textured paint on smooth steel (XS)*

<b>91</b>	white	+\$0
<b>CL</b>	cool grey neutral	+\$0
<b>WN</b>	warm grey neutral	+\$0

Step 9. Lock

<b>KA</b>	keyed alike	-\$10
<b>KC</b>	keyed differently, chrome	+\$0
<b>KD</b>	keyed differently, black	+\$0

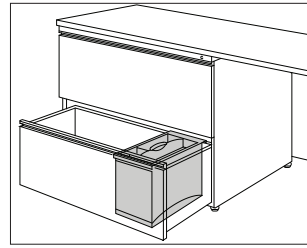
Step 10. Drawer Interior

*For file/file (R)*

<b>NN</b>	none	+\$0
<b>1M</b>	2 file converters in each file drawer	+\$25

*For box/box/file (S)*

<b>NN</b>	none	+\$0
<b>3M</b>	drawer divider in one box drawer, pencil tray in one box drawer, 2 file converters in file drawer	+\$25



Specification Information

Step 1.

**LG901**

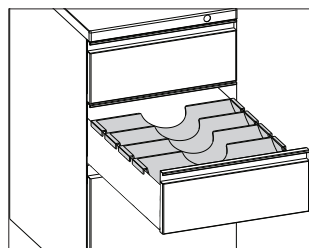
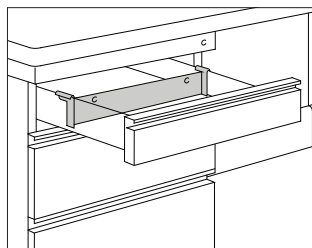
\$79

Drawer Divider, Tu® Pedestal

LG903.

Stationery Divider, Tu® Pedestal

LG905



**Specification Information**

Step 1.

**LG903.**

Step 2. Usage

**3** for pencil drawer

**6** for box drawer

Prices for Steps 1-2.

<b>LG903. 3</b>	\$16
<b>6</b>	\$17

**Specification Information**

Step 1.

**LG905**

\$55

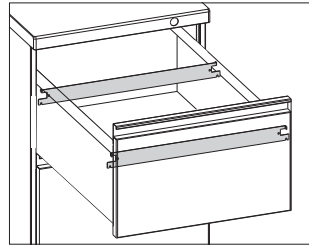
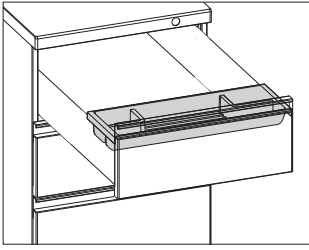
Tu® Metal Storage

Utility Tray, Tu® Pedestal

LG906

File Converter, Tu®

LG907



Tu® Metal Storage

**Specification Information**

Step 1.  
**LG906**

\$20

**Specification Information**

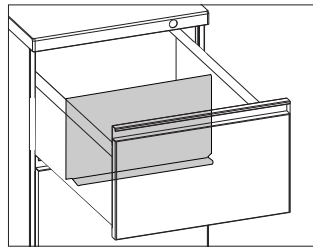
Step 1.  
**LG907**

\$28



File Compressor, Tu®

LG908



Specification Information

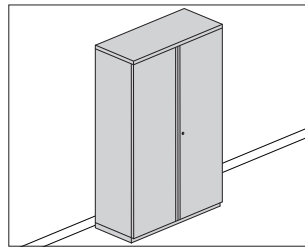
Step 1.

LG908

\$46

W-Pull Storage Case

LW400.



Specification Information

Step 1.

LW400.

Step 2. Width

36 36" wide

Step 3. Height

26 26" high

38 38" high

51 51" high

64 64" high

Prices for Steps 1-3.

	26	38	51	64
<b>LW400. 36</b>	\$1091	1299	1594	1771

Step 4. Paint/Steel Type

SS smooth paint on smooth steel +\$0

XS textured paint on smooth steel +\$0

Step 5. Surface Finish

*For smooth paint on smooth steel (SS)*

8Q folkstone grey +\$0

98 studio white +\$0

BU black umber +\$0

CN metallic champagne +\$0

EH metallic bronze +\$0

LU soft white +\$0

MS metallic silver +\$0

MT medium tone +\$0

WL sandstone +\$0

Sand Texture Paint

*For textured paint on smooth steel (XS)*

98 studio white +\$0

Bright Sand Texture Paint

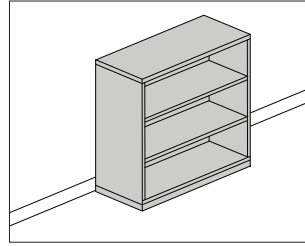
*For textured paint on smooth steel (XS)*

91 white +\$0

CL cool grey neutral +\$0

WN warm grey neutral +\$0

Step 6. Interior		
<i>For 64" high (64)</i>		
<b>CR</b>	coat rod	-\$148
<b>NS4</b>	4 shelves total	+\$0
Step 7. Lock		
<b>KA</b>	keyed alike	-\$10
<b>KC</b>	keyed differently, chrome	+\$0
<b>KD</b>	keyed differently, black	+\$0



**Specification Information**

Step 1.	
<b>LG500.</b>	
Step 2. Width	
<b>36</b>	36" wide
Step 3. Height	
<b>26</b>	26" high
<b>38</b>	38" high
<b>51</b>	51" high
<b>64</b>	64" high

Prices for Steps 1-3.

	<b>26</b>	<b>38</b>	<b>51</b>	<b>64</b>
<b>LG500. 36</b>	\$1008	1064	1121	1179

Step 4. Paint/Steel Type

<b>SS</b>	smooth paint on smooth steel	+\$0
<b>XS</b>	textured paint on smooth steel	+\$0

Step 5. Surface Finish

*For smooth paint on smooth steel (SS)*

<b>8Q</b>	folkstone grey	+\$0
<b>98</b>	studio white	+\$0
<b>BU</b>	black umber	+\$0
<b>CN</b>	metallic champagne	+\$0
<b>EH</b>	metallic bronze	+\$0
<b>LU</b>	soft white	+\$0
<b>MS</b>	metallic silver	+\$0
<b>MT</b>	medium tone	+\$0
<b>WL</b>	sandstone	+\$0

Sand Texture Paint

*For textured paint on smooth steel (XS)*

<b>98</b>	studio white	+\$0
-----------	--------------	------

Bright Sand Texture Paint

*For textured paint on smooth steel (XS)*

<b>91</b>	white	+\$0
<b>CL</b>	cool grey neutral	+\$0
<b>WN</b>	warm grey neutral	+\$0

Lateral Files

Pedestals

Vertical Storage Towers

Storage Cases

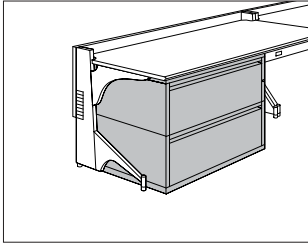
Bookcases





Standard-Pull Freestanding  
Lateral File

26-30  
26-36  
26-42



**Specification Information**

Step 1.

26-

Step 2. Width

**30** 30" wide  
**36** 36" wide  
**42** 42" wide

Step 3. Depth

**18-** 18" deep  
**20-** 20" deep

Step 4. Configuration

**2N** 2 11<sup>3</sup>/<sub>4</sub>"-high drawers  
**3N** 3 11<sup>3</sup>/<sub>4</sub>"-high drawers  
**4N** 4 11<sup>3</sup>/<sub>4</sub>"-high drawers  
**5D** 1 13<sup>1</sup>/<sub>8</sub>"-high flipper door and 4 11<sup>3</sup>/<sub>4</sub>"-high drawers  
**2E** 2 13<sup>1</sup>/<sub>8</sub>"-high drawers  
**3E** 3 13<sup>1</sup>/<sub>8</sub>"-high drawers  
**4E** 4 13<sup>1</sup>/<sub>8</sub>"-high drawers  
**5F** 1 13<sup>1</sup>/<sub>8</sub>"-high flipper door and 4 13<sup>1</sup>/<sub>8</sub>"-high drawers

Prices for Steps 1-4.

		2N	3N	4N	5D	2E	3E		
26-30	18-	\$819	1138	1459	1825	819	1138		
	20-	\$819	1138	1459	1825	819	1138		
26-36	18-	\$907	1257	1608	2003	907	1257		
	20-	\$907	1257	1608	2003	907	1257		
26-42	18-	\$1029	1422	1817	2257	1029	1422		
	20-	\$1029	1422	1817	2257	1029	1422		
26-30	18-					\$1459	1825	<b>4E</b>	<b>5F</b>
	20-					\$1459	1825		
26-36	18-					\$1608	2003		
	20-					\$1608	2003		
26-42	18-					\$1817	2257		
	20-					\$1817	2257		

Step 5. Paint/Steel Type

<b>SS</b>	smooth paint on smooth steel	+\$0
<b>TS</b>	smooth paint on textured steel	+\$35
<b>XS</b>	textured paint on smooth steel	+\$0

Step 6. Surface Finish

Nonmetallic Paint

*For smooth paint on smooth steel (SS) or smooth paint on textured steel (TS)*

<b>BU</b>	black umber	+\$0
<b>G2</b>	graphite satin	+\$0
<b>HF</b>	inner tone light	+\$0
<b>HT</b>	inner tone	+\$0
<b>LT</b>	light tone	+\$0
<b>LU</b>	soft white	+\$0
<b>MT</b>	medium tone	+\$0
<b>SG</b>	slate grey	+\$0

Metallic Paint

*For smooth paint on smooth steel (SS) or smooth paint on textured steel (TS)*

<b>EH</b>	metallic bronze	+\$0
-----------	-----------------	------

Bright Sand Texture Paint

*For textured paint on smooth steel (XS)*

<b>91</b>	white	+\$0
-----------	-------	------

Step 7. Top

<b>T1</b>	1"-high painted metal top with squared edge	+\$0
<b>T2</b>	1 <sup>1</sup> / <sub>4</sub> "-high painted metal top with squared edge	+\$0

Step 8. Cushion Top Fabric

*See application chart and textiles list for fabric usage and numbers. First 2 digits of number indicate fabric line; remaining digit(s) indicate fabric color.*

Price Category 1	+\$0
Price Category 2	+\$68
Price Category 4	+\$101

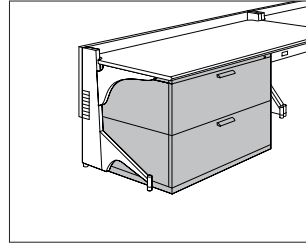
Step 9. Lock

<b>KA</b>	keyed alike	-\$10
<b>KC</b>	keyed differently, chrome	+\$0
<b>KD</b>	keyed differently, black	+\$0

Standard-Pull Freestanding  
Lateral File *continued*

Sloped-Pull Freestanding Lateral  
File

29P-3  
29P-4



Meridian® Lateral Files

Step 10. Base Height		
<b>B1</b>	1"-high base	+\$0
<b>B2</b>	1½"-high base	+\$0
<b>B3</b>	2¼"-high base	+\$0
<b>B4</b>	3¼"-high base	+\$0
Step 11. Counterweight		
<b>NO</b>	no counterweight (must gang or anchor)	+\$0
<b>CB</b>	counterweight (recommended)	+\$122
Step 12. Drawer Interior		
<b>9M</b>	3 dividers	+\$0
<b>9P</b>	front-to-back filing rail	+\$0
<b>9R</b>	side-to-side filing rail	+\$0

**Specification Information**

Step 1.			
<b>29</b>			
Step 2. Front Material			
<b>P-</b>	painted metal front		
Step 3. Width			
<b>30</b>	30" wide		
<b>36</b>	36" wide		
<b>42</b>	42" wide		
Step 4. Depth			
<b>18-</b>	18" deep		
<b>20-</b>	20" deep		
Step 5. Configuration			
<b>2N</b>	2 drawers		
<b>3N</b>	3 drawers		
<b>4N</b>	4 drawers		

Prices for Steps 1-5.				
		<b>2N</b>	<b>3N</b>	<b>4N</b>
<b>29P-30</b>	<b>18-</b>	\$900	1252	1605
	<b>20-</b>	\$900	1252	1605
<b>29P-36</b>	<b>18-</b>	\$999	1384	1769
	<b>20-</b>	\$999	1384	1769
<b>29P-42</b>	<b>18-</b>	\$1132	1565	2000
	<b>20-</b>	\$1132	1565	2000

Step 6. Paint/Steel Type			
<b>TS</b>	smooth paint on textured steel		+\$35
Step 7. Surface Finish			
Nonmetallic Paint			
<i>For smooth paint on textured steel (TS)</i>			
<b>BU</b>	black umber		+\$0
<b>G2</b>	graphite satin		+\$0
<b>HF</b>	inner tone light		+\$0
<b>HT</b>	inner tone		+\$0
<b>LT</b>	light tone		+\$0
<b>LU</b>	soft white		+\$0
<b>MT</b>	medium tone		+\$0
<b>SG</b>	slate grey		+\$0

## Sloped-Pull Freestanding Lateral File *continued*

Step 8. Top		
<b>T1</b>	1"-high painted metal top with squared edge	+\$0
<b>T2</b>	1 1/4"-high painted metal top with squared edge	+\$0

Step 9. Cushion Top Fabric		
<i>See textiles list for fabric numbers. First 2 digits of number indicate fabric line; remaining digit(s) indicate fabric color.</i>		
Price Category 1		+\$0
Price Category 2		+\$68
Price Category 4		+\$101

Step 10. Lock		
<i>For 1"-high painted metal top with squared edge (T1) or 1 1/4"-high painted metal top with squared edge (T2)</i>		
<b>KA</b>	keyed alike	-\$10
<b>KC</b>	keyed differently, chrome	+\$0
<b>KD</b>	keyed differently, black	+\$0

Step 11. Pull Finish		
<b>G2</b>	graphite satin	+\$0

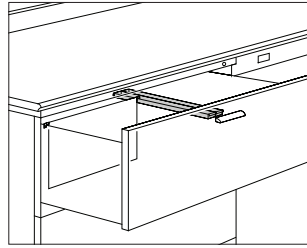
Step 12. Base Height		
<b>B1</b>	1"-high base	+\$0
<b>B2</b>	1 1/2"-high base	+\$0
<b>B3</b>	2 1/4"-high base	+\$0
<b>B4</b>	3 1/4"-high base	+\$0

Step 13. Counterweight		
<b>NO</b>	no counterweight (must gang or anchor)	+\$0
<b>CB</b>	counterweight (recommended)	+\$122

Step 14. Drawer Interior		
<b>9P</b>	front-to-back filing rail	+\$0
<b>9R</b>	side-to-side filing rail	+\$0
<b>9M</b>	3 dividers	+\$0

## Front-to-Back Filing Rail, Meridian® Stackable™ Lateral File

9P001  
9P002  
9P361  
9P362



Specification Information	
Step 1.	
<b>9P</b>	

Step 2. Width	
<b>00</b>	for 30"- or 42"-wide drawers
<b>36</b>	for 36"-wide drawers

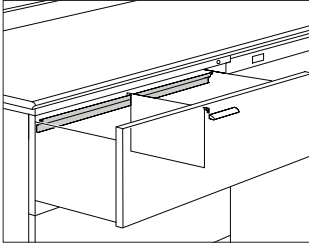
Step 3. Depth	
<b>18</b>	18" deep
<b>20</b>	20" deep

Prices for Steps 1-3.	
<b>9P0018</b>	\$28
<b>9P0020</b>	\$28
<b>9P3618</b>	\$28
<b>9P3620</b>	\$28

Meridian® Lateral Files

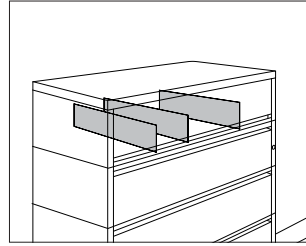
Side-to-Side Filing Rail, Meridian®  
Stackable™ Lateral File

9R124  
9R130  
9R136  
9R142  
9R224  
9R230  
9R236  
9R242



Movable Divider, Meridian®,  
Quadrant® or Tu®

9M100  
9M300



Meridian® Lateral Files

**Specification Information**

Step 1.

**9R**

Step 2. Quantity

**1** 1 filing rail  
**2** 2 filing rails

Step 3. Width

**2400** for 24"-wide drawers  
**3000** for 30"-wide drawers  
**3600** for 36"-wide drawers  
**4200** for 42"-wide drawers

Prices for Steps 1-3.

<b>9R12400</b>	\$21
<b>9R13000</b>	\$21
<b>9R13600</b>	\$21
<b>9R14200</b>	\$21
<b>9R22400</b>	\$41
<b>9R23000</b>	\$41
<b>9R23600</b>	\$41
<b>9R24200</b>	\$41

**Specification Information**

Step 1.

**9M**

Step 2. Quantity

**100** 1 divider  
**300** 3 dividers

Step 3. Depth

**18** for Meridian® 18"-deep Stackable™ lateral file modules or  
Quadrant® 20" deep flipper door with pullout shelf  
**20** for Meridian® 20" deep Stackable™ lateral file modules

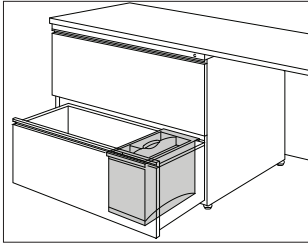
Prices for Steps 1-3.

<b>9M100 18</b>	\$15
<b>20</b>	\$15
<b>9M300 18</b>	\$35
<b>20</b>	\$35



File Drawer Organizer

LG901



**Specification Information**

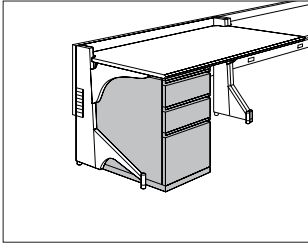
Step 1.

**LG901**

\$79

# Standard-Pull Freestanding Pedestal

F16-1



Meridian® Pedestals

## Specification Information

### Step 1.

**F16-**

### Step 2. Width

**15** 15" wide

### Step 3. Depth

**18-** 18" deep  
**22-** 22" deep  
**28-** 28" deep

### Step 4. Configuration

**FF** file/file  
**BBF** box/box/file

### Prices for Steps 1-4.

		FF	BBF
<b>F16-15</b>	<b>18-</b>	\$654	683
	<b>22-</b>	\$679	707
	<b>28-</b>	\$696	735

### Step 5. Paint/Steel Type

**TS** smooth paint on textured steel +\$20

### Step 6. Surface Finish

#### Nonmetallic Paint

*For smooth paint on textured steel (TS)*

<b>98</b>	studio white	+\$0
<b>BU</b>	black umber	+\$0
<b>G2</b>	graphite satin	+\$0
<b>HF</b>	inner tone light	+\$0
<b>HT</b>	inner tone	+\$0
<b>LT</b>	light tone	+\$0
<b>LU</b>	soft white	+\$0
<b>MT</b>	medium tone	+\$0
<b>SG</b>	slate grey	+\$0

### Step 7. Top

*Ethospace® Pedestal Top (TE3) available only on 15"-wide, 22"- or 28"-deep pedestals.*

<b>T1</b>	1"-high painted metal top with squared edge	+\$0
<b>T2</b>	1 1/4"-high painted metal top with squared edge	+\$0

### Step 8. Lock

*For 18" deep (18-) AND 22" deep (22-)*

<b>KA</b>	keyed alike	-\$10
<b>KC</b>	keyed differently, chrome	+\$0
<b>KD</b>	keyed differently, black	+\$0

### Step 9. Base Height

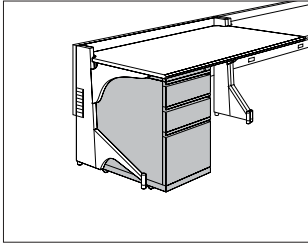
<b>B1</b>	1"-high base	+\$0
<b>B2</b>	1 1/2"-high base	+\$0
<b>B3</b>	2 1/4"-high base	+\$0
<b>B4</b>	3 1/4"-high base	+\$0

### Step 10. Counterweight

<b>NO</b>	no counterweight	+\$0
<b>CB</b>	counterweight	+\$88

### Step 11. Compressor

<b>C</b>	standard compressor	+\$0
----------	---------------------	------



**Specification Information**

Step 1.  
**M16-**

Step 2. Width  
**15** 15" wide

Step 3. Depth  
**18-** 18" deep  
**22-** 22" deep  
**28-** 28" deep

Step 4. Configuration  
**BF** box/file  
**FF** file/file  
**BBF** box/box/file

Prices for Steps 1-4.

	<b>BF</b>	<b>FF</b>	<b>BBF</b>
<b>M16-15 18-</b>	\$696	798	827
<b>22-</b>	\$713	820	851
<b>28-</b>	\$739	857	877

Step 5. Paint/Steel Type  
**TS** smooth paint on textured steel +\$20

Step 6. Surface Finish

Nonmetallic Paint  
*For smooth paint on textured steel (TS)*

<b>98</b> studio white	+\$0
<b>BU</b> black umber	+\$0
<b>G2</b> graphite satin	+\$0
<b>HF</b> inner tone light	+\$0
<b>HT</b> inner tone	+\$0
<b>LT</b> light tone	+\$0
<b>LU</b> soft white	+\$0
<b>MT</b> medium tone	+\$0
<b>SG</b> slate grey	+\$0

Step 7. Top  
**T1** 1"-high painted metal top with squared edge +\$0  
**T2** 1 1/4"-high painted metal top with squared edge +\$0

Step 8. Lock  
**KA** keyed alike -\$10  
**KC** keyed differently, chrome +\$0  
**KD** keyed differently, black +\$0

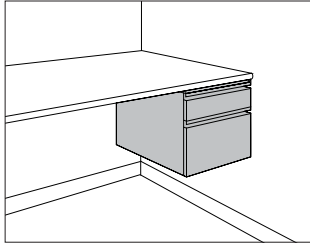
Step 9. Handle  
**HN** no hand grip or transit handle +\$0

Step 10. Compressor  
**C** standard compressor +\$0

Meridian® Pedestals

Standard-Pull Suspended  
Pedestal

S16-1



## Specification Information

Step 1.

**S16-**

Step 2. Width

**15** 15" wide

Step 3. Depth

**22-** 22" deep**28-** 28" deep

Step 4. Configuration

**BF** box/file

Prices for Steps 1-4.

**BF****S16-15 22-** \$508**28-** \$523

Step 5. Paint/Steel Type

**TS** smooth paint on textured steel +\$20

Step 6. Surface Finish

Nonmetallic Paint

*For smooth paint on textured steel (TS)***BU** black umber +\$0**G2** graphite satin +\$0**HF** inner tone light +\$0**HT** inner tone +\$0**LT** light tone +\$0**LU** soft white +\$0**MT** medium tone +\$0**SG** slate grey +\$0

Step 7. Lock

**KA** keyed alike -\$10**KC** keyed differently, chrome +\$0**KD** keyed differently, black +\$0

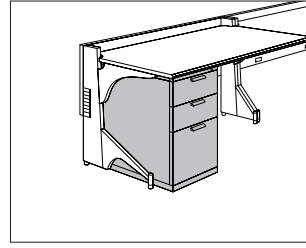
Step 8. Base Height

**NB** no base +\$0

Step 9. Compressor

*For 22" deep (22-) or 28" deep (28-) with box/file (BF)***C** standard compressor +\$0Sloped-Pull Freestanding  
Pedestal

F19P-



## Specification Information

Step 1.

**F19**

Step 2. Front Material

**P-15** painted metal front

Step 3. Depth

**18-** 18" deep**22-** 22" deep

Step 4. Configuration

**FF** file/file**BBF** box/box/file

Prices for Steps 1-4.

**FF** **BBF****F19P-15 18-** \$719 752**22-** \$747 778

Step 5. Paint/Steel Type

**TS** smooth paint on textured steel +\$20

Step 6. Surface Finish

Nonmetallic Paint

*For smooth paint on textured steel (TS)***BU** black umber +\$0**G2** graphite satin +\$0**HF** inner tone light +\$0**HT** inner tone +\$0**LT** light tone +\$0**LU** soft white +\$0**MT** medium tone +\$0**SG** slate grey +\$0

Step 7. Top

*Ethospace® Pedestal Top (TE3) available only on 15"-wide, 22"- or 28"-deep pedestals.***T1** 1"-high painted metal top with squared edge +\$0**T2** 1 1/4"-high painted metal top with squared edge +\$0

## Sloped-Pull Freestanding Pedestal *continued*

### Step 8. Lock

For 1"-high painted metal top with squared edge (T1) or 1¼"-high painted metal top with squared edge (T2)

<b>KA</b>	keyed alike	-\$10
<b>KC</b>	keyed differently, chrome	+\$0
<b>KD</b>	keyed differently, black	+\$0

### Step 9. Pull Finish

<b>G2</b>	graphite satin	+\$0
-----------	----------------	------

### Step 10. Base Height

<b>B1</b>	1"-high base	+\$0
<b>B2</b>	1½"-high base	+\$0
<b>B3</b>	2¼"-high base	+\$0
<b>B4</b>	3¼"-high base	+\$0

### Step 11. Counterweight

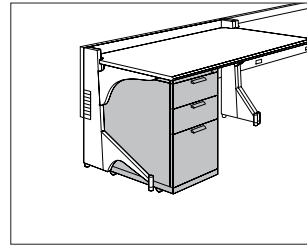
<b>NO</b>	no counterweight	+\$0
<b>CB</b>	counterweight	+\$88

### Step 12. Compressor

<b>C</b>	standard compressor	+\$0
----------	---------------------	------

## Sloped-Pull Mobile Pedestal

M19P-



### Specification Information

#### Step 1.

**M19**

#### Step 2. Front Material

**P-15** painted metal front

#### Step 3. Depth

<b>18-</b>	18" deep
<b>22-</b>	22" deep

#### Step 4. Configuration

<b>FF</b>	file/file
<b>BF</b>	box/file
<b>BBF</b>	box/box/file

#### Prices for Steps 1-4.

	<b>FF</b>	<b>BF</b>	<b>BBF</b>
<b>M19P-15 18-</b>	\$878	766	910
<b>22-</b>	\$903	785	937

#### Step 5. Paint/Steel Type

<b>TS</b>	smooth paint on textured steel	+\$20
-----------	--------------------------------	-------

#### Step 6. Surface Finish

##### Nonmetallic Paint

For smooth paint on textured steel (TS)

<b>BU</b>	black umber	+\$0
<b>G2</b>	graphite satin	+\$0
<b>HF</b>	inner tone light	+\$0
<b>HT</b>	inner tone	+\$0
<b>LT</b>	light tone	+\$0
<b>LU</b>	soft white	+\$0
<b>MT</b>	medium tone	+\$0
<b>SG</b>	slate grey	+\$0

#### Step 7. Top

<b>T1</b>	1"-high painted metal top with squared edge	+\$0
<b>T2</b>	1¼"-high painted metal top with squared edge	+\$0

#### Step 8. Lock

<b>KA</b>	keyed alike	-\$10
<b>KC</b>	keyed differently, chrome	+\$0
<b>KD</b>	keyed differently, black	+\$0

## Sloped-Pull Mobile Pedestal

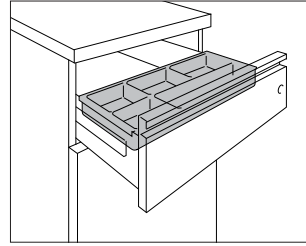
continued

Meridian® Pedestals

Step 9. Handle		
<b>HN</b>	no hand grip or transit handle	+\$0
Step 10. Pull Finish		
<b>G2</b>	graphite satin	+\$0
Step 11. Compressor		
<b>C</b>	standard compressor	+\$0

## Pencil Tray for Box Drawer, Meridian® Pedestal

73-15



### Specification Information

Step 1.

**73-**

Step 2. Width

**1516-PT** for 15"-wide drawer (for Meridian® pedestals and 5000 Series furniture)

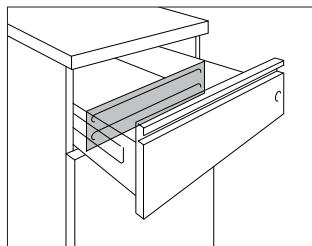
Prices for Steps 1-2.

**73-1516-PT**

\$21

Drawer Divider for Box Drawer,  
Meridian® Pedestal

73-15



**Specification Information**

Step 1.

73-

Step 2. Width

**1567-D** for 15"-wide drawer (for Meridian® pedestals and 5000 Series furniture)

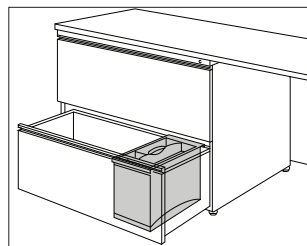
Prices for Steps 1-2.

**73-1567-D**

\$15

File Drawer Organizer

LG901



**Specification Information**

Step 1.

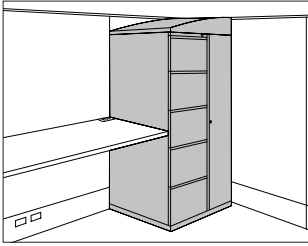
**LG901**

\$79

Meridian® Pedestals

## Vertical Tower with Wardrobe, Standard Pull

MTN16.  
MTN26.  
MTN76.  
MTN86.



Meridian® Vertical Storage Towers

### Specification Information

#### Step 1.

**MTN**

#### Step 2. Height/Wardrobe Location

<b>16.24</b>	24 <sup>5</sup> / <sub>8</sub> " high, wardrobe left
<b>26.24</b>	24 <sup>5</sup> / <sub>8</sub> " high, wardrobe right
<b>76.24</b>	59 <sup>7</sup> / <sub>8</sub> " high, wardrobe left
<b>86.24</b>	59 <sup>7</sup> / <sub>8</sub> " high, wardrobe right

#### Step 3. Drawer Configuration/Lock Option

*For 24<sup>5</sup>/<sub>8</sub>" high, wardrobe left (16.24) or 24<sup>5</sup>/<sub>8</sub>" high, wardrobe right (26.24)*

<b>R</b>	file/file, 1 lock
<b>S</b>	box/box/file, 1 lock

*For 59<sup>7</sup>/<sub>8</sub>" high, wardrobe left (76.24) or 59<sup>7</sup>/<sub>8</sub>" high, wardrobe right (86.24)*

<b>Y</b>	file/file/file/file/file, 1 lock
<b>Z</b>	file/file/box/box/file/file, 1 lock

#### Step 4. Paint/Steel Type

**T** smooth paint on textured steel

#### Prices for Steps 1-4.

	<b>T</b>
<b>MTN16.24 R</b>	\$1397
<b>S</b>	\$1451
<b>MTN26.24 R</b>	\$1397
<b>S</b>	\$1451
<b>MTN76.24 Y</b>	\$2861
<b>Z</b>	\$2914
<b>MTN86.24 Y</b>	\$2861
<b>Z</b>	\$2914

#### Step 5. Surface Finish

*For smooth paint on textured steel (T)*

#### Nonmetallic Paint

<b>BU</b>	black umber	+\$0
<b>G2</b>	graphite satin	+\$0
<b>HF</b>	inner tone light	+\$0
<b>HT</b>	inner tone	+\$0
<b>LT</b>	light tone	+\$0
<b>LU</b>	soft white	+\$0
<b>MT</b>	medium tone	+\$0
<b>SG</b>	slate grey	+\$0

#### Step 6. Top

<b>T1</b>	1"-high squared-edge top	+\$0
<b>T2</b>	1 <sup>1</sup> / <sub>4</sub> "-high squared-edge top	+\$0
<b>D1</b>	6 <sup>1</sup> / <sub>2</sub> "-high full dome, side-to-side	+\$210
<b>H1</b>	6 <sup>1</sup> / <sub>2</sub> "-high half dome, sloping left	+\$210
<b>H2</b>	6 <sup>1</sup> / <sub>2</sub> "-high half dome, sloping right	+\$210

#### Step 7. Base Height

<b>B1</b>	1"-high base	+\$0
<b>B2</b>	1 <sup>1</sup> / <sub>2</sub> "-high base	+\$0
<b>B3</b>	2 <sup>1</sup> / <sub>4</sub> "-high base	+\$0
<b>B4</b>	3 <sup>1</sup> / <sub>4</sub> "-high base	+\$0
<b>B5</b>	4 <sup>1</sup> / <sub>4</sub> "-high base	+\$30

#### Step 8. Lock

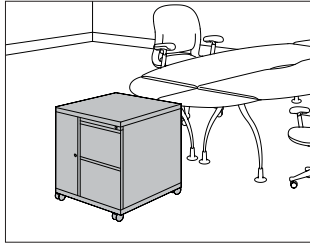
*For file/file, 1 lock (R), file/file/file/file/file, 1 lock (Y), box/box/file, 1 lock (S), or file/file/box/box/file/file, 1 lock (Z)*

<b>KC</b>	keyed differently, chrome	+\$0
<b>KD</b>	keyed differently, black	+\$0



Mobile Vertical Tower with  
Wardrobe, Standard Pull

MTC16.  
MTC26.



**Specification Information**

Step 1.

**MTC**

Step 2. Height/Wardrobe Location

**16.24** 24<sup>5</sup>/<sub>8</sub>" high, wardrobe left

**26.24** 24<sup>5</sup>/<sub>8</sub>" high, wardrobe right

Step 3. Drawer Configuration/Lock Option

**R** file/file, 1 lock

**S** box/box/file, 1 lock

Step 4. Paint/Steel Type

**T** smooth paint on textured steel

Prices for Steps 1-4.

	<b>T</b>
<b>MTC16.24 R</b>	\$1600
<b>S</b>	\$1653
<b>MTC26.24 R</b>	\$1600
<b>S</b>	\$1653

Step 5. Surface Finish

*For smooth paint on textured steel (T)*

Nonmetallic Paint

<b>BU</b> black umber	+\$0
<b>G2</b> graphite satin	+\$0
<b>HF</b> inner tone light	+\$0
<b>HT</b> inner tone	+\$0
<b>LT</b> light tone	+\$0
<b>LU</b> soft white	+\$0
<b>MT</b> medium tone	+\$0
<b>SG</b> slate grey	+\$0

Step 6. Top

<b>T1</b> 1"-high squared-edge top	+\$0
<b>T2</b> 1 <sup>1</sup> / <sub>4</sub> "-high squared-edge top	+\$0

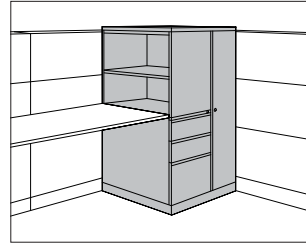
Step 7. Lock

*For file/file, 1 lock (R) or box/box/file, 1 lock (S)*

<b>KC</b> keyed differently, chrome	+\$0
<b>KD</b> keyed differently, black	+\$0

Vertical Tower with Wardrobe and  
Side-Facing Bookcase, Standard  
Pull

MTB36.  
MTB46.  
MTB56.  
MTB66.



**Specification Information**

Step 1.

**MTB**

Step 2. Height/Wardrobe Location

**36.** 59<sup>7</sup>/<sub>8</sub>" high, wardrobe left

**46.** 59<sup>7</sup>/<sub>8</sub>" high, wardrobe right

**56.** 64" high, wardrobe left

**66.** 64" high, wardrobe right

Step 3. Width

**24** 24" wide

Step 4. Drawer Configuration

**RF** file/file

**SF** box/box/file

Step 5. Paint/Steel Type

**T** smooth paint on textured steel

Prices for Steps 1-5.

	<b>T</b>
<b>MTB36.24 RF</b>	\$2258
<b>SF</b>	\$2313
<b>MTB46.24 RF</b>	\$2258
<b>SF</b>	\$2313
<b>MTB56.24 RF</b>	\$2319
<b>SF</b>	\$2372
<b>MTB66.24 RF</b>	\$2319
<b>SF</b>	\$2372

## Vertical Tower with Wardrobe and Side-Facing Bookcase, Standard Pull *continued*

### Step 6. Surface Finish

For smooth paint on textured steel (T)

#### Nonmetallic Paint

<b>BU</b>	black umber	+\$0
<b>G2</b>	graphite satin	+\$0
<b>HF</b>	inner tone light	+\$0
<b>HT</b>	inner tone	+\$0
<b>LT</b>	light tone	+\$0
<b>LU</b>	soft white	+\$0
<b>MT</b>	medium tone	+\$0
<b>SG</b>	slate grey	+\$0

### Step 7. Top

<b>T1</b>	1"-high squared-edge top	+\$0
<b>T2</b>	1 1/4"-high squared-edge top	+\$0
<b>D1</b>	6 1/2"-high full dome, side-to-side	+\$210
<b>H1</b>	6 1/2"-high half dome, sloping left	+\$210
<b>H2</b>	6 1/2"-high half dome, sloping right	+\$210

### Step 8. Base Height

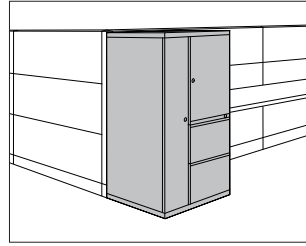
<b>B1</b>	1"-high base	+\$0
<b>B2</b>	1 1/2"-high base	+\$0
<b>B3</b>	2 1/4"-high base	+\$0
<b>B4</b>	3 1/4"-high base	+\$0
<b>B5</b>	4 1/4"-high base	+\$30

### Step 9. Lock

<b>KC</b>	keyed differently, chrome	+\$0
<b>KD</b>	keyed differently, black	+\$0

## Vertical Tower with Wardrobe and Storage Case, Standard Pull

MTV36.  
MTV46.  
MTV56.  
MTV66.



### Specification Information

#### Step 1.

**MTV**

#### Step 2. Height/Wardrobe Location

<b>36.</b>	59 7/8" high, wardrobe left
<b>46.</b>	59 7/8" high, wardrobe right
<b>56.</b>	64" high, wardrobe left
<b>66.</b>	64" high, wardrobe right

#### Step 3. Width

<b>24</b>	24" wide
-----------	----------

#### Step 4. Drawer Configuration

For 59 7/8" high, wardrobe left (36.) or 59 7/8" high, wardrobe right (46.)

<b>R</b>	file/file
<b>S</b>	box/box/file

For 64" high, wardrobe left (56.) or 64" high, wardrobe right (66.)

<b>T</b>	file/file/file
<b>V</b>	box/box/file/file

#### Step 5. Storage Case Door

<b>F</b>	painted metal door
----------	--------------------

#### Step 6. Paint/Steel Type

<b>T</b>	smooth paint on textured steel
----------	--------------------------------

#### Prices for Steps 1-6.

	<b>FT</b>
<b>MTV36.24 R</b>	\$2490
<b>S</b>	\$2545
<b>MTV46.24 R</b>	\$2490
<b>S</b>	\$2545
<b>MTV56.24 T</b>	\$2722
<b>V</b>	\$2774
<b>MTV66.24 T</b>	\$2722
<b>V</b>	\$2774

## Vertical Tower with Wardrobe and Storage Case, Standard Pull

continued

### Step 7. Surface Finish

For smooth paint on textured steel (T)

#### Nonmetallic Paint

<b>CL</b>	cool grey neutral	+\$0
<b>BU</b>	black umber	+\$0
<b>G2</b>	graphite satin	+\$0
<b>HF</b>	inner tone light	+\$0
<b>HT</b>	inner tone	+\$0
<b>LT</b>	light tone	+\$0
<b>LU</b>	soft white	+\$0
<b>MT</b>	medium tone	+\$0
<b>SG</b>	slate grey	+\$0

### Step 8. Top

<b>T1</b>	1"-high squared-edge top	+\$0
<b>T2</b>	1 <sup>1</sup> / <sub>4</sub> "-high squared-edge top	+\$0
<b>D1</b>	6 <sup>1</sup> / <sub>2</sub> "-high full dome, side-to-side	+\$210
<b>H1</b>	6 <sup>1</sup> / <sub>2</sub> "-high half dome, sloping left	+\$210
<b>H2</b>	6 <sup>1</sup> / <sub>2</sub> "-high half dome, sloping right	+\$210

### Step 9. Base Height

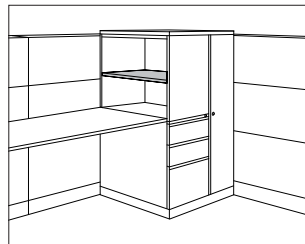
<b>B1</b>	1"-high base	+\$0
<b>B2</b>	1 <sup>1</sup> / <sub>2</sub> "-high base	+\$0
<b>B3</b>	2 <sup>1</sup> / <sub>4</sub> "-high base	+\$0
<b>B4</b>	3 <sup>1</sup> / <sub>4</sub> "-high base	+\$0
<b>B5</b>	4 <sup>1</sup> / <sub>4</sub> "-high base	+\$30

### Step 10. Lock

<b>KC</b>	keyed differently, chrome	+\$0
<b>KD</b>	keyed differently, black	+\$0

## Adjustable Shelf

MTAS.



### Specification Information

#### Step 1.

**MTAS.**

#### Step 2. Usage

<b>A</b>	for MTB side-facing bookcase
<b>B</b>	for MTV storage case

#### Prices for Steps 1-2.

<b>MTAS. A</b>	\$71
<b>B</b>	\$71

#### Step 3. Paint/Steel Type

<b>SS</b>	smooth paint on smooth steel	+\$0
-----------	------------------------------	------

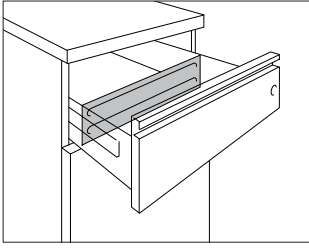
#### Step 4. Surface Finish

#### Nonmetallic Paint

<b>BU</b>	black umber	+\$0
<b>G2</b>	graphite satin	+\$0
<b>HF</b>	inner tone light	+\$0
<b>HT</b>	inner tone	+\$0
<b>LT</b>	light tone	+\$0
<b>LU</b>	soft white	+\$0
<b>MT</b>	medium tone	+\$0
<b>SG</b>	slate grey	+\$0

Drawer Divider for Box Drawer,  
Meridian® Pedestal

73-15



**Specification Information**

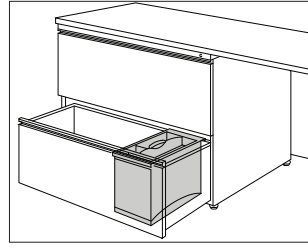
Step 1.  
**73-**

Step 2. Width  
**1567-D** for 15"-wide drawer (for Meridian® pedestals and 5000 Series furniture)

Prices for Steps 1-2.  
**73-1567-D** \$15

File Drawer Organizer

LG901

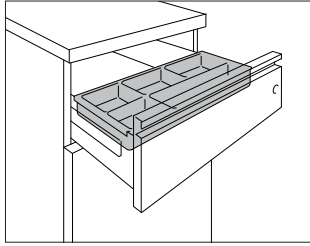


**Specification Information**

Step 1.  
**LG901** \$79

Pencil Tray for Box Drawer,  
Meridian® Pedestal

73-15



**Specification Information**

Step 1.

**73-**

Step 2. Width

**1516-PT** for 15"-wide drawer (for Meridian® pedestals and 5000 Series furniture)

Prices for Steps 1-2.

**73-1516-PT** \$21

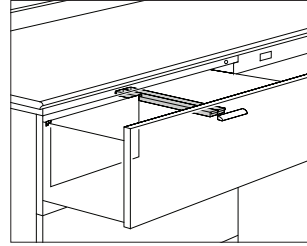
Front-to-Back Filing Rail,  
Meridian® Stackable™ Lateral File

9P001

9P002

9P361

9P362



**Specification Information**

Step 1.

**9P**

Step 2. Width

**00** for 30"- or 42"-wide drawers

**36** for 36"-wide drawers

Step 3. Depth

**18** 18" deep

**20** 20" deep

Prices for Steps 1-3.

**9P0018** \$28

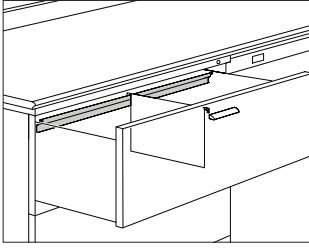
**9P0020** \$28

**9P3618** \$28

**9P3620** \$28

Side-to-Side Filing Rail, Meridian®  
Stackable™ Lateral File

- 9R124
- 9R130
- 9R136
- 9R142
- 9R224
- 9R230
- 9R236
- 9R242



**Specification Information**

Step 1.

**9R**

Step 2. Quantity

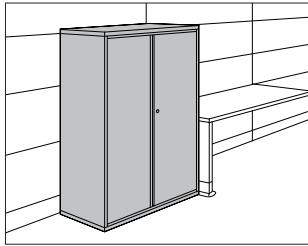
- 1** 1 filing rail
- 2** 2 filing rails

Step 3. Width

- 2400** for 24"-wide drawers
- 3000** for 30"-wide drawers
- 3600** for 36"-wide drawers
- 4200** for 42"-wide drawers

Prices for Steps 1-3.

<b>9R12400</b>	\$21
<b>9R13000</b>	\$21
<b>9R13600</b>	\$21
<b>9R14200</b>	\$21
<b>9R22400</b>	\$41
<b>9R23000</b>	\$41
<b>9R23600</b>	\$41
<b>9R24200</b>	\$41



**Specification Information**

Step 1.

**46-**

Step 2. Width

**36** 36" wide

Step 3. Depth

**20-** 20" deep

Step 4. Case Height

**29** 26<sup>1</sup>/<sub>4</sub>" high

**38** 35<sup>1</sup>/<sub>4</sub>" high

**69** 65<sup>5</sup>/<sub>8</sub>" high

Prices for Steps 1-4.

	<b>29</b>	<b>38</b>	<b>69</b>
<b>46-36 20-</b>	\$824	888	1223

Step 5. Paint/Steel Type

**TS** smooth paint on textured steel +\$50

Step 6. Surface Finish

Nonmetallic Paint

*For smooth paint on textured steel (TS)*

<b>BU</b> black umber	+\$0
<b>G2</b> graphite satin	+\$0
<b>HF</b> inner tone light	+\$0
<b>HT</b> inner tone	+\$0
<b>LT</b> light tone	+\$0
<b>LU</b> soft white	+\$0
<b>MT</b> medium tone	+\$0
<b>SG</b> slate grey	+\$0

Step 7. Interior

*Coat rod with three shelves (W) only available with 1<sup>1</sup>/<sub>4</sub>"-high painted metal top (T2).*

*For 26<sup>1</sup>/<sub>4</sub>" high (29) or 35<sup>1</sup>/<sub>4</sub>" high (38)*

<b>NS1</b> 1 shelf total	+\$43
<b>NS2</b> 2 shelves total	+\$84

*For 65<sup>5</sup>/<sub>8</sub>" high (69)*

<b>NS3</b> 3 shelves total	+\$125
<b>NS4</b> 4 shelves total	+\$166
<b>NS5</b> 5 shelves total	+\$208
<b>WC</b> coat rod with shelf	+\$95
<b>W</b> coat rod with 3 shelves (only available with T2 top)	+\$210

Step 8. Lock/Doors

<b>DD</b> no lock, no doors	-\$74
<b>KA</b> keyed alike, black	-\$10
<b>KC</b> keyed differently, chrome	+\$0
<b>KD</b> keyed differently, black	+\$0

Step 9. Top

*For no lock, no doors (DD), keyed alike, black (KA), keyed differently, chrome (KC), or keyed differently, black (KD)*

<b>T1</b> 1"-high painted metal top with squared edge	+\$0
<b>T2</b> 1 <sup>1</sup> / <sub>4</sub> "-high painted metal top with squared edge	+\$0
<b>D1</b> 6 <sup>1</sup> / <sub>2</sub> "-high full dome, side-to-side	+\$258
<b>H1</b> 6 <sup>1</sup> / <sub>2</sub> "-high half dome, sloping left	+\$258
<b>H2</b> 6 <sup>1</sup> / <sub>2</sub> "-high half dome, sloping right	+\$258

*For no lock, no doors (DD), keyed alike, black (KA), keyed differently, chrome (KC), or keyed differently, black (KD)*

<b>T2</b> 1 <sup>1</sup> / <sub>4</sub> "-high painted metal top with squared edge	+\$0
--	------

Step 10. Cushion Top Fabric

*See textiles list for fabric numbers. First 2 digits of number indicate fabric line; remaining digit(s) indicate fabric color.*

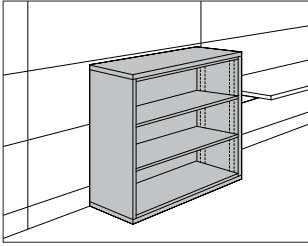
Price Category 1	+\$0
Price Category 2	+\$68
Price Category 4	+\$101

Step 11. Base Height

<b>B1</b> 1"-high base	+\$0
<b>B2</b> 1 <sup>1</sup> / <sub>2</sub> "-high base	+\$0
<b>B3</b> 2 <sup>1</sup> / <sub>4</sub> "-high base	+\$0
<b>B4</b> 3 <sup>1</sup> / <sub>4</sub> "-high base	+\$0
<b>B5</b> 4 <sup>1</sup> / <sub>4</sub> "-high base	+\$34

# Freestanding Bookcase

46-36



Meridian® Bookcases

## Specification Information

### Step 1.

**46-**

### Step 2. Width

**3615-** 36" wide

### Step 3. Doors

**OB-** no doors

### Step 4. Height

**29** 26<sup>1</sup>/<sub>4</sub>" high

**42** 39<sup>3</sup>/<sub>8</sub>" high

**68** 65<sup>5</sup>/<sub>8</sub>" high

### Prices for Steps 1-4.

	<b>29</b>	<b>42</b>	<b>68</b>
<b>46-3615- OB-</b>	\$819	866	977

### Step 5. Paint/Steel Type

**TS** smooth paint on textured steel +\$50

### Step 6. Surface Finish

#### Nonmetallic Paint

#### *For smooth paint on textured steel (TS)*

**BU** black umber +\$0

**G2** graphite satin +\$0

**HF** inner tone light +\$0

**HT** inner tone +\$0

**LT** light tone +\$0

**LU** soft white +\$0

**MT** medium tone +\$0

**SG** slate grey +\$0

### Step 7. Top

**T1** 1"-high painted metal top with squared edge +\$0

**T2** 1<sup>1</sup>/<sub>4</sub>"-high painted metal top with squared edge +\$0

### Step 8. Shelves

#### *For 26<sup>1</sup>/<sub>4</sub>" high (29)*

**NS1** 1 shelf total +\$0

#### *For 39<sup>3</sup>/<sub>8</sub>" high (42)*

**NS1** 1 shelf total -\$34

**NS2** 2 shelves total +\$0

**NS3** 3 shelves total +\$34

#### *For 65<sup>5</sup>/<sub>8</sub>" high (68)*

**NS4** 4 shelves total +\$0

**NS5** 5 shelves total +\$34

**NS6** 6 shelves total +\$67

### Step 9. Base Height

**B1** 1"-high base +\$0

**B2** 1<sup>1</sup>/<sub>2</sub>"-high base +\$0

**B3** 2<sup>1</sup>/<sub>4</sub>"-high base +\$0

**B4** 3<sup>1</sup>/<sub>4</sub>"-high base +\$0

**B5** 4<sup>1</sup>/<sub>4</sub>"-high base +\$34



# Index by Product Name

<b>Meridian® Storage 10-Day or Less</b>	
Adjustable Shelf	page(s) 43
Drawer Divider for Box Drawer, Meridian® Pedestal	39, 44
File Drawer Organizer	33, 39, 44
Freestanding Bookcase	48
Front-to-Back Filing Rail, Meridian® Stackable™ Lateral File	31, 45
Mobile Vertical Tower with Wardrobe, Standard Pull	41
Movable Divider, Meridian®, Quadrant® or Tu®	32
Pencil Tray for Box Drawer, Meridian® Pedestal	38, 45
Side-to-Side Filing Rail, Meridian® Stackable™ Lateral File	32, 46
Sloped-Pull Freestanding Lateral File	30
Sloped-Pull Freestanding Pedestal	36
Sloped-Pull Mobile Pedestal	37
Standard-Pull Freestanding Lateral File	29
Standard-Pull Freestanding Pedestal	34
Standard-Pull Mobile Pedestal	35
Standard-Pull Storage Case	47
Standard-Pull Suspended Pedestal	36
Vertical Tower with Wardrobe and Side-Facing Bookcase, Standard Pull	41
Vertical Tower with Wardrobe and Storage Case, Standard Pull	42
Vertical Tower with Wardrobe, Standard Pull	40
<b>Tu® Storage 10-Day or Less</b>	
Bookcase	page(s) 26
Drawer Divider, Tu® Pedestal	14, 23
File Compressor, Tu®	16, 25
File Converter, Tu®	15, 24
File Drawer Organizer	13, 19, 22
Front-to-Back Filing Rail, Tu® Lateral File	18
Movable Divider, Meridian®, Quadrant® or Tu®	20
Side-to-Side Filing Rail, Tu® Lateral File	19
Stationery Divider, Tu® Pedestal	14, 23
Utility Tray, Tu® Pedestal	15, 24
V-Pull Freestanding Lateral File	17
V-Pull Freestanding Pedestal	6
V-Pull Mobile Pedestal	8
V-Pull Support Pedestal	11
V-Pull Suspended Pedestal	13
W-Pull Freestanding Lateral File	16
W-Pull Freestanding Pedestal	5
W-Pull Mobile Pedestal	7
W-Pull Storage Case	25
W-Pull Storage Tower	20
W-Pull Storage Tower, No Wardrobe	21
W-Pull Support Pedestal	10
W-Pull Surface-Attached Pedestal	9

W-Pull Suspended Pedestal	12
---------------------------	----



# Index by Product Number

26-30	Standard-Pull Freestanding Lateral File	page(s) 29	LW200. W-Pull Freestanding Lateral File	16
26-36			LW300. W-Pull Storage Tower	20
26-42			LW310.	
29P-3	Sloped-Pull Freestanding Lateral File	30	LW320. W-Pull Storage Tower, No Wardrobe	21
29P-4			LW330.	
46-36	Freestanding Bookcase	48	LW400. W-Pull Storage Case	25
46-36	Standard-Pull Storage Case	47	M16-1 Standard-Pull Mobile Pedestal	35
73-15	Drawer Divider for Box Drawer, Meridian® Pedestal	39, 44	M19P- Sloped-Pull Mobile Pedestal	37
73-15	Pencil Tray for Box Drawer, Meridian® Pedestal	38, 45	MTAS. Adjustable Shelf	43
9M100	Movable Divider, Meridian®, Quadrant® or Tu®	20, 32	MTB36. Vertical Tower with Wardrobe and Side-Facing Bookcase, Standard Pull	41
9M300			MTB46.	
9P001	Front-to-Back Filing Rail, Meridian® Stackable™ Lateral File	31, 45	MTB56.	
9P002			MTB66.	
9P361			MTC16. Mobile Vertical Tower with Wardrobe, Standard Pull	41
9P362			MTC26.	
9R124	Side-to-Side Filing Rail, Meridian® Stackable™ Lateral File	32, 46	MTN16. Vertical Tower with Wardrobe, Standard Pull	40
9R130			MTN26.	
9R136			MTN76.	
9R142			MTN86.	
9R224			MTV36. Vertical Tower with Wardrobe and Storage Case, Standard Pull	42
9R230			MTV46.	
9R236			MTV56.	
9R242			MTV66.	
F16-1	Standard-Pull Freestanding Pedestal	34	S16-1 Standard-Pull Suspended Pedestal	36
F19P-	Sloped-Pull Freestanding Pedestal	36		
LG500.	Bookcase	26		
LG901	File Drawer Organizer	13, 19, 22, 33, 39, 44		
LG902.	Side-to-Side Filing Rail, Tu® Lateral File	19		
LG903.	Drawer Divider, Tu® Pedestal	14, 23		
LG904.	Front-to-Back Filing Rail, Tu® Lateral File	18		
LG905	Stationery Divider, Tu® Pedestal	14, 23		
LG906	Utility Tray, Tu® Pedestal	15, 24		
LG907	File Converter, Tu®	15, 24		
LG908	File Compressor, Tu®	16, 25		
LV100.	V-Pull Freestanding Pedestal	6		
LV110.	V-Pull Mobile Pedestal	8		
LV130.	V-Pull Suspended Pedestal	13		
LV150.	V-Pull Support Pedestal	11		
LV200.	V-Pull Freestanding Lateral File	17		
LW100.	W-Pull Freestanding Pedestal	5		
LW110.	W-Pull Mobile Pedestal	7		
LW130.	W-Pull Suspended Pedestal	12		
LW140.	W-Pull Surface-Attached Pedestal	9		
LW150.	W-Pull Support Pedestal	10		



# 10-Day or Less Order Information

## 10-Day or Less Program

10-day or less products are designed for established Herman Miller dealers with pre-approved credit.

Products are distributed from multiple West Michigan manufacturing facilities. These include Holland, Spring Lake, and Zeeland. Orders will be shipped within 10 business days or less from the date of Herman Miller acknowledgement.

## Ordering Procedures

1. Please place orders through Order Manager. If this is not available to you, place orders through mail or fax. Verbal purchase orders will not be accepted.  
Order Entry fax number for Passage®, 5000 Series, and Meridian® Filing and Storage: (616) 846 9236.  
Order Entry fax number for all other products: (616) 654 3085.
2. Orders must be clearly marked “10-day or less program” and include only 10-day or less products. Orders not marked this way will be processed under standard lead times. Orders for standard lead times must be placed on a separate purchase order.
3. Only fabrics and finishes listed with each product are available through the 10-day or less program.
4. For any 10-day or less project over \$250,000 list price, please contact your Customer Care representative within 48 hours of order entry to reserve lead time.
5. For more information, contact your Customer Care representative at: (866) 854 3048 EXT 3400.

## Shipments and Delivery

Per Herman Miller Terms and Conditions.

## Changes and Cancellation

Per Herman Miller Terms and Conditions.



# 10-Day Keyed-Alike Information

## Keyed-Alike Locks

All components with locks may be specified keyed alike. Products with keyed-alike locks will be shipped with lock chassis installed. Installation of lock cylinders will be on-site according to instructions provided. Herman Miller, Inc. will not be responsible for lock cylinder installation.

When specifying product keyed-alike, include separate lines on your order for the lock cylinders.

**For Action Office®, Ethospace®, or Passage® products,** list cylinder part number and key number (232092-XXX); select a key number (or numbers) between 226 and 427, excluding numbers 408 and 412.

**For Tu® Storage, Meridian® Storage, or 5000 Series, see the following charts.**

Keyed-alike locks are field installed.

To order keyed-alike locks for Action Office® Series 1 and 2 door panels, please contact Customer Care.

A master key can be used to open any lock on an attached or freestanding component. In addition, a removal key or lock change tool is required to remove lock plugs. Customers interested in ordering master keys, removal keys, or lock change tools should contact Customer Care.

For Tu Storage, Meridian Storage, or 5000 Series desk components with pedestals, specify as follows:

Specification Code	Key Number	Color	Lock Series
KA	232092-XXX <sup>1</sup>	black	UM series 226-427
KA	1B2JK7-XXX <sup>1</sup>	chrome	UM series 226-427

For 5000 Series flipper door unit with bezel or credenza storage cabinet with bezel, specify as follows:

Specification Code	Key Number	Color	Lock Series
KA	232092-XXX <sup>1</sup>	black	UM series 226-427

### Key Number:

XXX<sup>1</sup> = a key number between 226 and 427 (excluding 408 and 412)

For more information about our products and services or to see a list of dealers, please visit us at [HermanMiller.com](http://HermanMiller.com) or call (800) 851 1196.

© 2018 Herman Miller, Inc., Zeeland, Michigan

® **HermanMiller**, 3D Intelligent, AO, Action Office, Aeron, ArcSpan, Aside, Avall, Avive, Bubble Lamps, Canvas Office Landscape, Caper, Celle, Co/Struc, Daisyone, Distil, Eames, Eco-Dematerialized, Embody, Envelop, Equa 2, Ergon 3, Ethospace, Exclave, Fine-Tune, FlexFront, Flo, Formcoat, Formwork, Ground Cloth, Herman Miller for the Home, Herman Miller for Healthcare, Intersect, Kinemat, Lapjack, Layout Studio, Lifework, Limerick, Live Unframed, Living Office, Locale, Maharam, Meridian, Mirra, Passage, Pellicle, Perspectives, PostureFit, Public Office Landscape, Resolve, Rodney, Sayl, Setu, Thrive, Tu, Wishbone, and Y-Tower are among the registered trademarks of Herman Miller, Inc., and its owned subsidiaries.

™ 8Z Pellicle, About Face, AireWeave, Albert, Backfit, Bubbletack, Burdick Group, Butterfly Back, Celeste, Cellular Suspension, Clam, Compass, Connect, Cubert, DOT, Duracare, Durawrap, Eames Soft Pad, EnhancedAccess, Everywhere, Flex-Edge, Flute, Harmonic, Herman Miller Select, Hopsak 2, Intent, Iota, Jaw, Keyless Entry, Keyn Chair Group by Herman Miller, Latitude, Locale, Logic Mini, Logic Power Access Solutions, Live OS, Loop, Lyris, Lyris 2, Made-to-Measure Storage, Metaform Portfolio, Mora, Motia, Multiscrim, Nelson, Pari, Pixelated Support, Plex, PostureFit SL, Prospect, Q, Renew, Sense, Soft Pad, Stackable, Stackable Storage, Striad, Swoop, Tone, TriFlex, Twist, Ubi, Verus and Wireframe are among the trademarks of Herman Miller, Inc., and its owned subsidiaries.

SM Herman Miller Options is among the service marks of Herman Miller, Inc.

Alexander Girard® is a registered trademark of The Alexander Girard Estate.

Chemsur® is a registered trademark of Wilsonart International.

Corian® is a registered trademark of E. I. du Pont de Nemours and Company Corporation.

Crypton® is a registered trademark of Crypton, Inc.

DACRON® is a registered trademark of INVISTA S.a r.l.

Edelman® Leather is a registered trademark of Edelman Leather, Inc.

FENIX NTM® is a registered trademark of Arpa Industriale S.p.A.

FLEXNET™ is a trademark of Milliken & Company.

Floor Saver Glide® is a registered trademark of Carpin Manufacturing, Inc.

Geiger® is a registered trademark, and Bumper™, Saiba™, and Ward Bennett™ are trademarks, of Geiger International.

Goetz™ is a trademark of Mark W. Goetz.

Hang-It-All® is a registered trademark of Lucia Eames Demetrios, d.b.a. Eames Office.

Holophane® is a registered trademark of Holophane.

Ingeo™ is a trademark of Cargill Dow LLC.

iPad® is a registered trademark of Apple, Inc.

LifeSize® is a registered trademark of LifeSize Communications, Inc.

Magis®, Bombo®, and Me Too® are registered trademarks of Magis S.p.A.

Microsoft® and Natural® Keyboard are registered trademarks of Microsoft Corporation.

Noguchi® and the Noguchi table configuration (trade dress) are registered trademarks, and Rudder Table™ is a trademark, of The Isamu Noguchi Foundation and Garden Museum.

Place Textiles® is a registered trademark of Place Textiles.

SuperSeat™ is a trademark of Dahti Seating, a division of ITW.